

Globalance Sokrates Fund

2023 an extraordinary investment year with a positive ending

Learn more about the sustainability of this fund. Click [here](#).



2023 was a complex investment year: Interest rate hikes, a global economic slowdown and high volatility as a result of uncertainty about the course of inflation and economic data. At the same time, 2023 provided illustrative lessons for our future oriented themes: The price advances surrounding artificial intelligence illustrate the immense potential that lies dormant in disruptive future movers: The broad equity index, for example, was largely driven by 7 individual stocks, the Magnificent Seven (Apple, Alphabet, Amazon, Meta, Microsoft, Nvidia and Tesla). The positive sentiment continued in December, which also benefited the Globalance Sokrates Fund. This was mainly thanks to the performance contributions from equities, government and corporate bonds.



Investment strategy


The Globalance Sokrates Fund invests (in a BVV2-compliant manner) in a dynamically managed combination of broadly diversified asset classes including shares, bonds, real values such as real estate or low-correlated investments, such as insurance-link securities or premium strategies. The investment strategy allows a tactical weighting of the asset classes depending on the market assessment. Based on this weighting, Sokrates then invests in individual assets and investment funds with a positive footprint and a low impact on climate change. Investors benefit here from the broad diversification of the asset classes, from the market potential of future oriented asset sectors and the positive effect of the assets.

Statistics (Performance and risk on December 31, 2023)

Performance month of December	2.0%	Annualized performance since 1.1.12	1.2%
Performance year to date	2.7%	Annualized volatility	6.5%
Sharpe Ratio	0.2		

5 reasons for the Globalance Sokrates fund


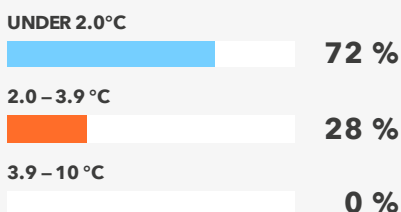
- + broadly diversified investment strategy for long-term growth for your investment assets, pension plan assets or foundation assets
- + the first fund in the world to provide a footprint report on direct impact on the economy, society and the environment
- + investment selection criteria with a view to megatrends that hold great potential, such as digitisation, new mobility or urbanisation
- + fewer risks thanks to compliance with the 2 °C climate target of the Paris Agreement
- + dynamic control of the asset classes for an optimisation of both returns and risks, depending on the market



— Benchmark index: 24°C
 Paris Agreement: 20°C

This portfolio has a low warming potential. 72 % of this fund has a warming potential below 2 °C.


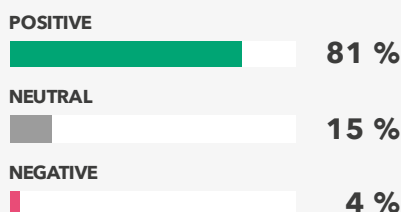
Fund composition



— Benchmark index: 63

The footprint of this portfolio is positive. 81 % of the invested capital has a positive footprint.

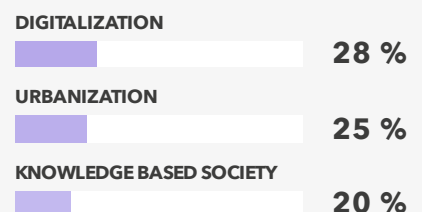
Fund composition



— Benchmark index: 71%

This portfolio is well positioned in terms of Megatrends and shows a share of 77%.

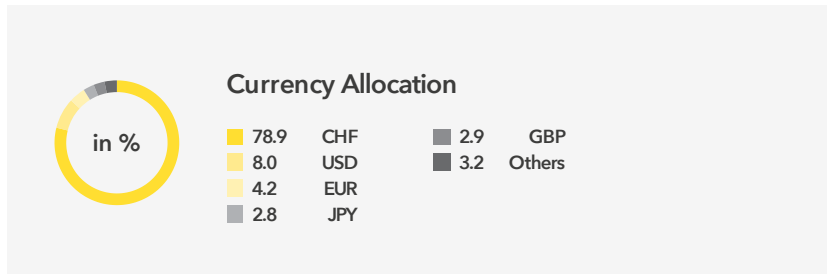
Top 3 Megatrends



Net monthly return

Performance and portfolio structure

Learn more about the sustainability of this fund. Click [here](#).



Fund data *

SHARE CLASS B (CHF)

Minimum investment	no minimum
Accounting currency	CHF
Net asset value per unit	CHF 104.5
Fund assets	CHF 49.5
Management and distribution fee	1.77%
ISIN	LU0585393332

FUND DATA

Legal form	SICAV under Luxembourg law
Subscriptions and redemptions	Each trading day, at all distribution and payment agents
Permitted for distribution	Switzerland, Luxembourg and Germany
Payment agent in Switzerland	Credit Suisse (Switzerland) AG
Representative	Acolin Fund Services AG, Zurich
Custodian bank	Credit Suisse (Luxembourg) AG
Investment advisor	Globalance Bank AG
Contact	info@globalance.com

*The fund was authorized by the FINMA in Switzerland and by the BaFin in Germany. As of January 2015, the fund complies with the provisions of the Swiss Ordinance on Occupational, Old-age, Survivors' and Disability Insurance (BVV2).



Annual performance	2023 YTD	2022	2021	2020	2019	2018	2017
Fund net in %	2.7	-15.9	6.6	3.6	10.2	-8.6	6.0

Source: Globalance Bank AG



Climate

Warming potential of Globalance Sokrates Fund

View the warming potential of the fund [here](#)




This portfolio has a low warming potential

The warming potential is based on a methodology developed by MSCI ESG and indicates whether a portfolio is within the agreed target of the 2015 Paris Climate Agreement. For the calculation, the values of the individual investments are capital-weighted and added together.




**CLIMATE
1,5°C**


SPI (SWITZERLAND)



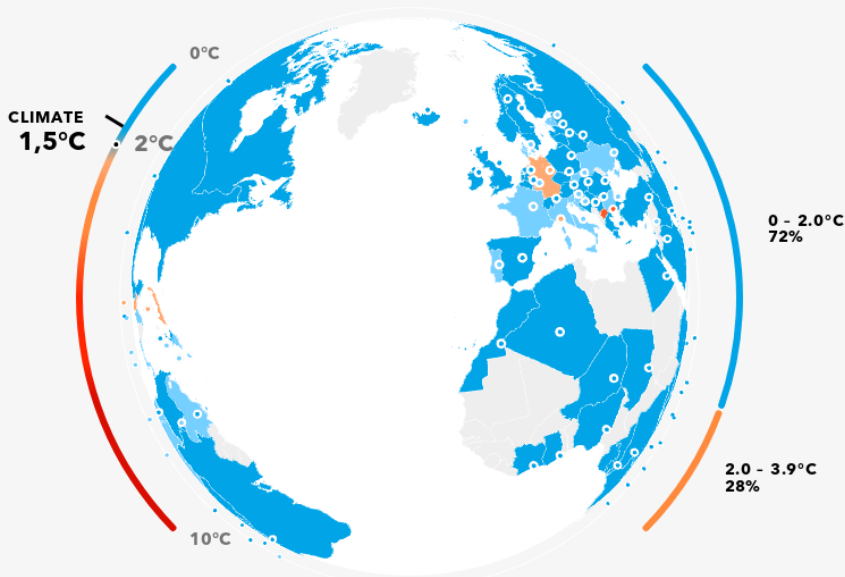

DAX (GERMANY)



STOXX EUROPE 600

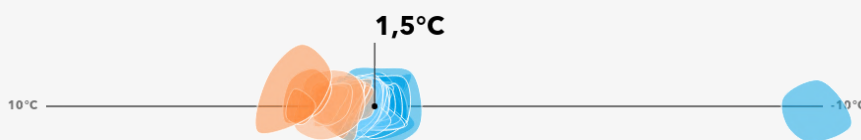


S&P 500 (USA)



Explanation: 28 % of the invested capital has a warming potential of 2 - 3.9°C.

Heating potential of the individual positions



Climate-Score

The five assets with the best climate score


- 1** Globalance Climate **-9,9 °C**
Offset
CAPITAL WEIGHT: **2,5 %**
- 2** Africa Fin Cor 1.2% **1,3 °C**
CAPITAL WEIGHT: **2,6 %**
- 3** Cellnex Telecom S.A.U 0.78% **1,3 °C**
CAPITAL WEIGHT: **2,3 %**
- 4** Corporacion Andina de Fomento 0.7% **1,3 °C**
CAPITAL WEIGHT: **2,2 %**
- 5** Swiss Prime Site AG 1.25% **1,3 °C**
CAPITAL WEIGHT: **2,2 %**



Footprint

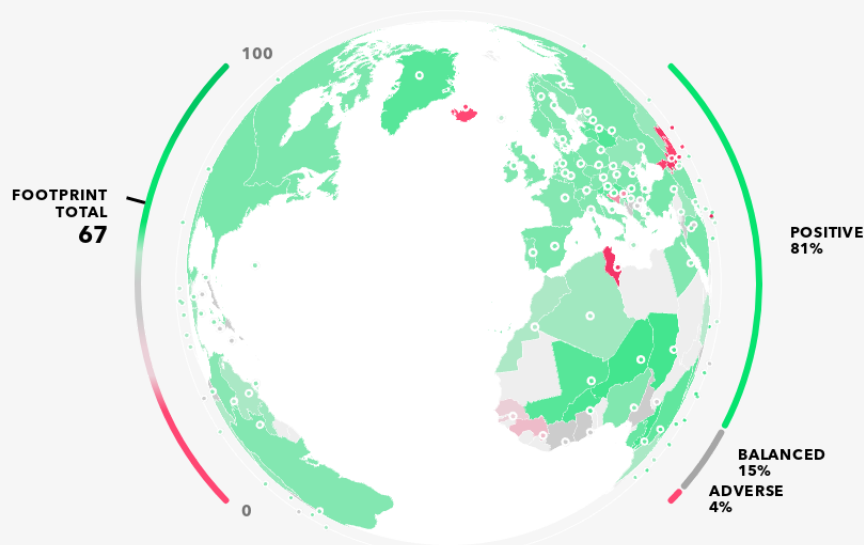
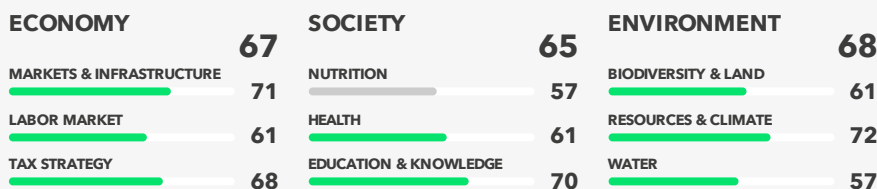
The impact of Globalance Sokrates Fund on the economy, society and the environment

View the fund's footprint [here](#)



The footprint of this portfolio is positive

The Globalance Footprint® shows what our investors assets around the world are doing - individually and at a glance. Our grid is simple and objective. We assess the contribution to economic prosperity, the sustainability of society and the preservation of our natural resources on the basis of nine themes.



Explanation: 4 % of invested capital has an adverse footprint, 15 % of invested capital has a balanced footprint and 81 % of invested capital has a positive footprint. Each of the nine dimensions is evaluated on a scale of 0 - 100 and assigned a weight. The Footprint total value is calculated by adding the weighted scores of the individual dimensions.



FOOTPRINT
67

SPI (SWITZERLAND)



DAX (GERMANY)



STOXX EUROPE 600



S&P 500 (USA)



Footprint-Score

The five companies with the best Footprint score

- 1** Mettler-Toledo International Inc. **97**
CAPITAL WEIGHT: 0,7 %
- 2** 4.25 % BONDS CIME INVEST AG 2022-04.03.29 (WINDBOND) **93**
CAPITAL WEIGHT: 2,2 %
- 3** Automatic Data Processing, Inc. **92**
CAPITAL WEIGHT: 1,0 %
- 4** Goldman Sachs Funds III SICAV - Goldman Sachs Green Bond -I CAP CHF (hedged i)-Capitalisation **90**
CAPITAL WEIGHT: 2,1 %
- 5** KDDI Corporation **89**
CAPITAL WEIGHT: 1,0 %

Megatrends

So many future themes are included in Globalance Sokrates Fund

View the Megatrend share of the fund [here](#)




This portfolio is well positioned in terms of Megatrends

The Globalance megatrend score shows the average share of the portfolio's revenue generated in one or more megatrends. For the calculation, the megatrend shares of the individual investments are capital-weighted and added together.



MEGATRENDS
77%


SPI (SWITZERLAND)



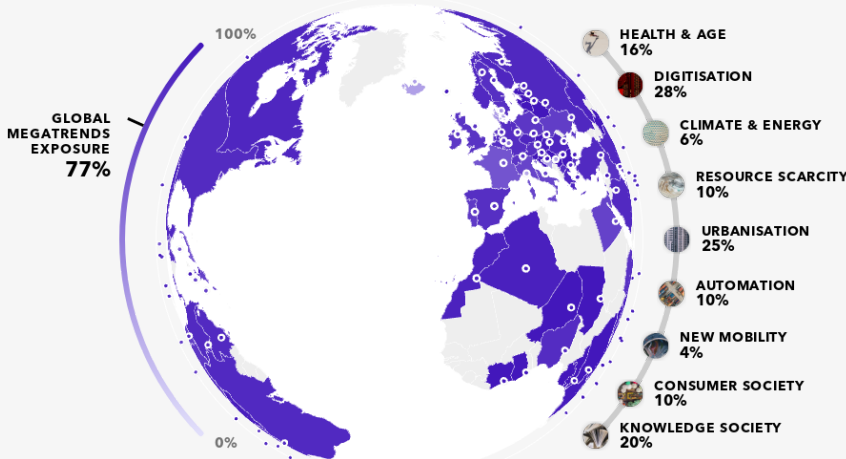
DAX (GERMANY)



STOXX EUROPE 600



S&P 500 (USA)



Megatrend-Score

The five companies with the best score for three selected megatrends

DIGITALIZATION



1	ASML Holding NV	100 %
2	Microsoft Corporation	100 %
3	Accenture Plc Class A	100 %
4	KLA Corporation	100 %
5	Apple Inc.	92 %

URBANIZATION



1	American Water Works Company, Inc.	100 %
2	Cellnex Telecom S.A.U 0.78%	94 %
3	Rogers Communications Inc. Class B	86 %
4	KDDI Corporation	84 %
5	Sekisui House, Ltd.	81 %

KNOWLEDGE BASED SOCIETY



1	Automatic Data Processing, Inc.	100 %
2	KDDI Corporation	100 %
3	Cellnex Telecom S.A.U 0.78%	97 %
4	Wolters Kluwer N.V.	83 %
5	Alphabet Inc. Class A	78 %



Further information

Learn more

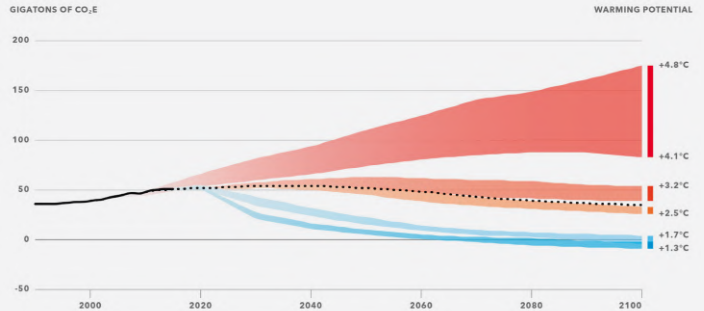


The effect of the portfolio

Increasing weather extremes, the melting of the polar ice caps and other consequences can be directly linked to global warming. The climate crisis has an impact on wealth and vice versa. The principles of sustainability are the foundations for a livable society and a healthy environment. Integrating sustainability into a portfolio increases the resilience and potential of assets.

The warming potential in a global context

To put the warming potential in perspective, we show the possible global emissions pathways to 2100 (chart). These were created by Climate Action Tracker and show different scenarios ranging from current political projections to short-term country pledges (until 2030) and long-term country pledges (until 2050).



Globalance Footprint

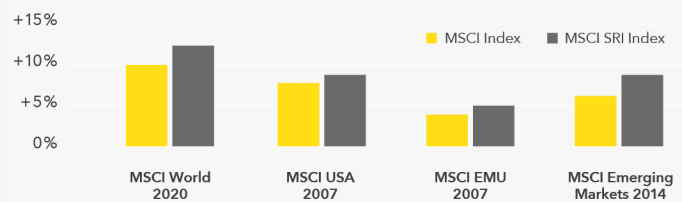
The Globalance Footprint shows what assets do in the world - in the areas of economy, society and environment. Whether shares, real estate or tangible assets: We make a systematic assessment of the impact of all investments. Our grid is simple and objective. A total of nine criteria represent sustainable foundations for prosperity, the future viability of society and the preservation of our natural life-support systems. The Footprint is positive if the value is greater than 54.



Return on investment and sustainability

Historical comparisons between traditional and sustainable stock indices (MSCI SRI Index) show that sustainable indices generate better returns than traditional ones. In addition, by integrating factors such as ESG as a risk instrument, portfolios become more resilient in times of crisis and thus offer a better risk/return profile.

Annual return (since launch)





Disclaimer This document is exclusively for information purposes. It constitutes neither an invitation nor a recommendation to purchase, hold or sell financial instruments or banking services, and it does not release the recipient from the responsibility to exercise his own judgement. In particular, the recipient is advised to check the appropriateness of the information to his own circumstances as well as its legal, regulatory, fiscal and other consequences – ideally with the aid of an adviser. Historical performance data does not provide any guarantee of future trends. Investment in fund units is associated with risks, in particular of fluctuations in value and fluctuating returns. When surrendering fund units the investor may receive less money back than he originally invested. Foreign currencies also entail the risk of depreciation in relation to the investor's reference currency. The data and information contained in this publication has been compiled with the greatest of care by Globalance Bank AG. Nevertheless, Globalance Bank AG provides no guarantee of its correctness, completeness or reliability, nor any guarantee that it is up-to-date, and it accepts no liability for losses which may arise from the use of this information. This document may not be reproduced as a whole or in part without the written permission of the authors and Globalance Bank AG.