

# Globalance Zukunftbeweger Focused Fund

Learn more about  
the sustainability  
of this fund  
Click [here](#).



## A challenging year comes to an end

Although inflation rates in the US fell more sharply than expected, the Christmas rally failed to materialize in December. Instead, interest rate levels turned upward again, which weighed on the stock markets. The Globalance Zukunftbeweger Focused fund also closed the month in negative territory. Support came from the megatrend themes of health & aging and automation, which declined significantly less than the broad equity market. At the stock level, PeptiDream (Japanese biotech company focused on peptide therapeutics) and Omnicell (provider of automated and digital solutions for the healthcare sector) accordingly stood out positively. Despite a painful break in 2022, there has been no change in the relevance and potential of the future themes we are pursuing. On the contrary, the roughly 30% more favourable valuation of our portfolio companies compared to the previous year provides attractive entry opportunities.

### Statistics (Performance and risk on December 31, 2022)

Performance month of December	-7.5%	Annualized performance since 11.11.2019	-2.9%
Performance year to date	-28.2%	Annualized volatility	22.0%
Sharpe Ratio	NA		

### 5 reasons for the Globalance future mover Focused

- + High potential return
- + Participation in relevant future themes
- + In line with the Paris climate targets
- + Positive impact with the Globalance Footprint®
- + Professional partners (theme investments since 1995)



### Investment strategy

The Globalance Zukunftbeweger Focused fund makes targeted investments in roughly 70 equities which feature in the most innovative growth areas, such as digitalisation, new mobility or megacities.

Zukunftbeweger (Futuremovers) are companies which respond successfully to the most important megatrends and derive above-average benefits from the growth potential of this sector.

When making its selection Globalance Bank takes care to ensure that these companies have a positive Globalance Footprint®, i.e. a positive effect on the economy, society and the environment, as well as the lowest possible warming potential.



**CLIMATE**  
**1,6°C**



— Benchmark index: 2,8°C

..... Paris Agreement: 2,0°C

This portfolio has a low warming potential. 76 % of this fund has a warming potential below 2 °C.

#### Fund composition

##### UNDER 2.0°C

76 %

##### 2.0 – 3.9°C

24 %

##### 3.9 – 10°C

0 %



**FOOTPRINT**  
**65**



— Benchmark index: 59

The footprint of this portfolio is positive. 68 % of the invested capital has a positive footprint.

#### Fund composition

##### POSITIVE

68 %

##### NEUTRAL

29 %

##### NEGATIVE

2 %



**MEGATRENDS**  
**97%**



— Benchmark index: 62%

This portfolio is exceptionally well positioned in terms of Megatrends and shows a share of 95 %.

#### Top 3 Megatrends

##### DIGITALIZATION

36 %

##### HEALTH AND AGE

25 %

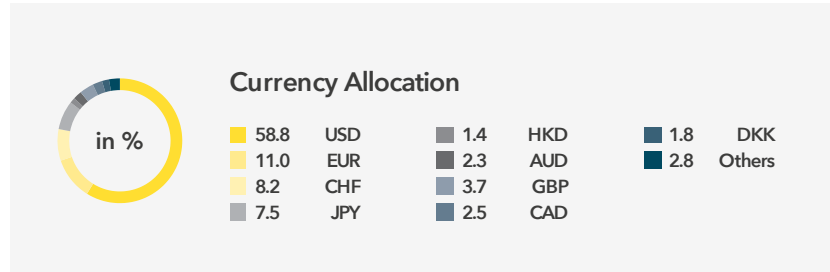
##### URBANIZATION

18 %

## Net monthly return

Performance and currency breakdown

Learn more about  
the sustainability  
of this fund  
Click [here](#).



### Fund data \*

#### SHARE CLASS B (CHF)

Minimum investment	None
Accounting currency	CHF
Net asset value per unit	CHF 91.3
Fund assets	CHF 84
Management and distribution fee	1.6%
ISIN	LU2049785145

#### FUND DATA

Legal form	SICAV under Luxembourg law
Subscriptions and redemptions	Each trading day, at all distribution and payment agents
Permitted for distribution	Switzerland, Luxembourg
Payment agent in Switzerland	Credit Suisse (Switzerland) AG
Representative	Acolin Fund Services AG, Zurich
Custodian bank	Credit Suisse (Luxembourg) AG
Investment advisor	Globalance Bank AG
Contact	info@globalance.com

\*The fund was authorized by the FINMA in Switzerland

### Capital share

The top 10 equity positions  
on December 31, 2022

1	Globalance Climate Offset	3,4 %
2	Peptidream Inc.	2,3 %
3	Essity AB Class B	2,0 %
4	Neurocrine Biosciences, Inc.	2,0 %
5	Sprouts Farmers Market, Inc.	1,9 %
6	East Japan Railway Company	1,9 %
7	Incyte Corporation	1,9 %
8	Ensign Group, Inc.	1,9 %
9	Nordic Semiconductor ASA	1,9 %
10	Umicore	1,8 %

### Net return

NET RETURN IN PERCENT

	YEAR	JAN	FEB	MAR	APR	MAY	JUN	JUL	AUG	SEP	OCT	NOV	DEC
2022	-28.2	-8.5	-2.4	5.1	-7.2	-3.9	-9.0	11.0	-4.0	-10.5	4.0	2.9	-7.5
2021	-0.2	2.1	2.4	2.6	-1.4	-2.4	4.8	-3.6	1.7	-4.4	4.6	-4.9	-1.1
2020	26.8	0.3	-5.1	-14.9	14.4	7.5	1.0	3.6	7.1	0.9	-2.2	12.6	2.2
2019	0.5	-	-	-	-	-	-	-	-	-	-	1.8	-1.3

## Climate

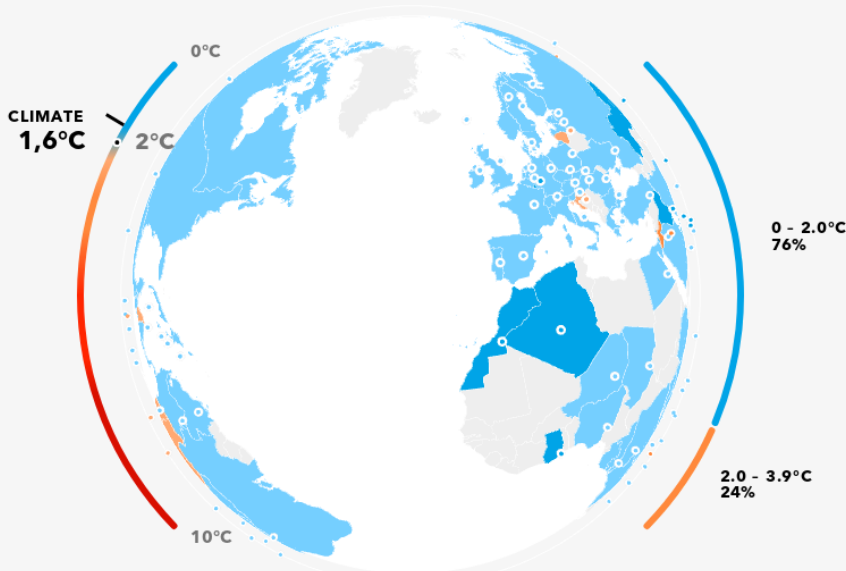
Warming potential of Globalance Zukunftbeweger Focused Fund

View the warming potential of the fund [here](#)



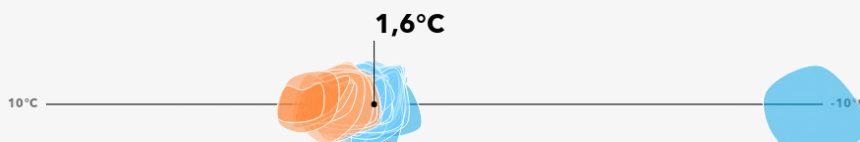
### This portfolio has a low warming potential

The warming potential is based on a methodology developed by MSCI ESG and indicates whether a portfolio is within the agreed target of the 2015 Paris Climate Agreement. For the calculation, the values of the individual investments are capital-weighted and added together.



**Explanation:** 24 % of the invested capital has a warming potential of 2 - 3.9°C.

### Heating potential of the individual positions



**CLIMATE**  
**1,6°C**

#### SPI (SWITZERLAND)

**1,8 °C**

#### DAX (GERMANY)

**2,5 °C**

#### STOXX EUROPE 600

**2,4 °C**

#### S&P 500 (USA)

**2,8 °C**

#### MSCI WORLD INDEX

**2,8 °C**

### Climate-Score

The five assets with the best climate score

- 1 Globalance Climate **-9,9 °C**  
Offset  
CAPITAL WEIGHT: **3,1 %**
- 2 Ypsomed Holding AG **1,3 °C**  
CAPITAL WEIGHT: **1,7 %**
- 3 Autodesk, Inc. **1,3 °C**  
CAPITAL WEIGHT: **1,7 %**
- 4 Etsy, Inc. **1,3 °C**  
CAPITAL WEIGHT: **1,4 %**
- 5 Microsoft Corporation **1,3 °C**  
CAPITAL WEIGHT: **1,4 %**

View the climate score of all facilities [here](#).

## Footprint

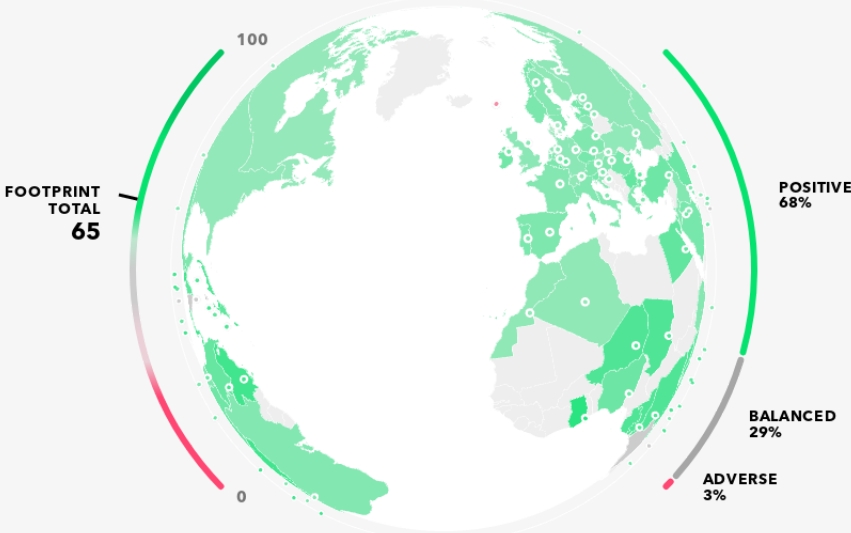
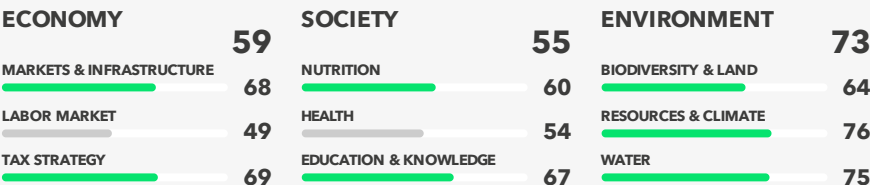
The impact of Globalance Zukunftsbeweger Focused Fund on the economy, society and the environment

View the fund's footprint [here](#)

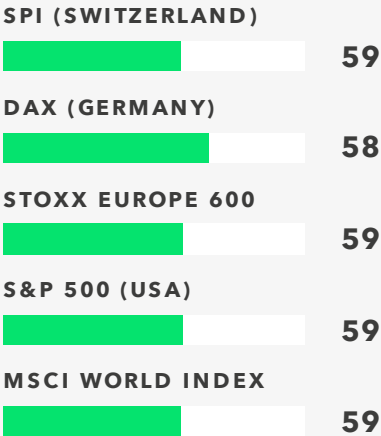


### The footprint of this portfolio is positive

The Globalance Footprint® shows what our investors assets around the world are doing - individually and at a glance. Our grid is simple and objective. We assess the contribution to economic prosperity, the sustainability of society and the preservation of our natural resources on the basis of nine themes.



**Explanation:** 2 % of invested capital has an adverse footprint, 29 % of invested capital has a balanced footprint and 68 % of invested capital has a positive footprint. Each of the nine dimensions is evaluated on a scale of 0 - 100 and assigned a weight. The Footprint total value is calculated by adding the weighted scores of the individual dimensions.



### Footprint-Score

The five companies with the best Footprint score

1	Ballard Power Systems Inc.	92
CAPITAL WEIGHT: 1,2 %		
2	Brambles Limited	88
CAPITAL WEIGHT: 1,7 %		
3	Microsoft Corporation	84
CAPITAL WEIGHT: 1,4 %		
4	Visa Inc. Class A	82
CAPITAL WEIGHT: 1,7 %		
5	Omnicell, Inc.	82
CAPITAL WEIGHT: 1,2 %		

View the footprint of all assets [here](#).



## Megatrends

So many future themes are included in  
Globalance Zukunftbeweger Focused Fund

View the Megatrend  
share of the  
fund [here](#)



### This portfolio is exceptionally well positioned in terms of Megatrends

The Globalance megatrend score shows the average share of the portfolio's revenue generated in one or more megatrends. For the calculation, the megatrend shares of the individual investments are capital-weighted and added together.



**MEGATRENDS**  
**97 %**

**SPI (SWITZERLAND)**

**73 %**

**DAX (GERMANY)**

**53 %**

**STOXX EUROPE 600**

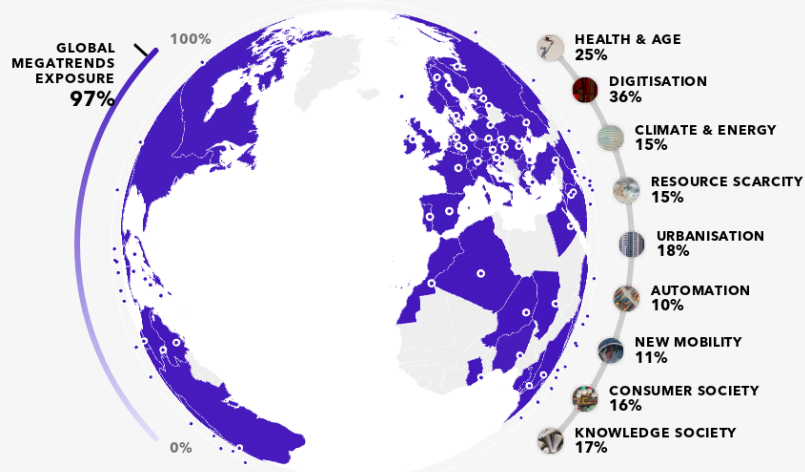
**53 %**

**S&P 500 (USA)**

**66 %**

**MSCI WORLD INDEX**

**62 %**



### Megatrend-Score

The five companies  
with the best score for three  
selected megatrends

#### DIGITALIZATION



1	Universal Display Corporation	100 %
2	Visa Inc. Class A	100 %
3	CoStar Group, Inc.	100 %
4	Autodesk, Inc.	100 %
5	Nordic Semiconductor ASA	100 %

#### HEALTH AND AGE



1	Zur Rose Group AG	100 %
2	Genmab A/S	100 %
3	Astellas Pharma Inc.	100 %
4	Incyte Corporation	100 %
5	Vertex Pharmaceuticals Incorporated	100 %

#### URBANIZATION



1	Ensign Group, Inc.	100 %
2	Legrand SA	100 %
3	Brambles Limited	100 %
4	Warehouses De Pauw SCA	100 %
5	Equinix, Inc.	100 %

## Further information

Learn more

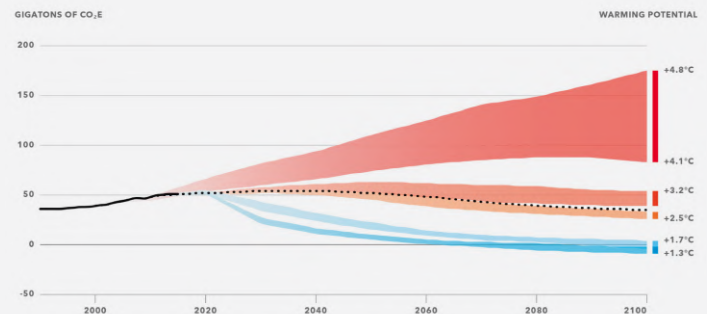


### The effect of the portfolio

Increasing weather extremes, the melting of the polar ice caps and other consequences can be directly linked to global warming. The climate crisis has an impact on wealth and vice versa. The principles of sustainability are the foundations for a livable society and a healthy environment. Integrating sustainability into a portfolio increases the resilience and potential of assets.

### The warming potential in a global context

To put the warming potential in perspective, we show the possible global emissions pathways to 2100 (chart). These were created by Climate Action Tracker and show different scenarios ranging from current political projections to short-term country pledges (until 2030) and long-term country pledges (until 2050).



### Globalance Footprint

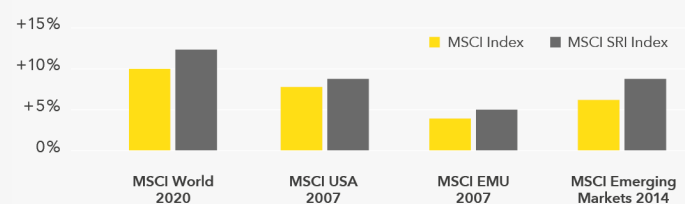
The **Globalance** Footprint shows what assets do in the world - in the areas of economy, society and environment. Whether shares, real estate or tangible assets: We make a systematic assessment of the impact of all investments. Our grid is simple and objective. A total of nine criteria represent sustainable foundations for prosperity, the future viability of society and the preservation of our natural life-support systems. The Footprint is positive if the value is greater than 54.



### Return on investment and sustainability

Historical comparisons between traditional and sustainable stock indices (MSCI SRI Index) show that sustainable indices generate better returns than traditional ones. In addition, by integrating factors such as ESG as a risk instrument, portfolios become more resilient in times of crisis and thus offer a better risk/return profile.

#### Annual return (since launch)





**Disclaimer:** This document is exclusively for information purposes. It constitutes neither an invitation nor a recommendation to purchase, hold or sell financial instruments or banking services, and it does not release the recipient from the responsibility to exercise his own judgement. In particular, the recipient is advised to check the appropriateness of the information to his own circumstances as well as its legal, regulatory, fiscal and other consequences – ideally with the aid of an adviser. Historical performance data does not provide any guarantee of future trends. Investment in fund units is associated with risks, in particular of fluctuations in value and fluctuating returns. When surrendering fund units the investor may receive less money back than he originally invested. Foreign currencies also entail the risk of depreciation in relation to the investor's reference currency. The data and information contained in this publication has been compiled with the greatest of care by Globalance Bank AG. Nevertheless, Globalance Bank AG provides no guarantee of its correctness, completeness or reliability, nor any guarantee that it is up-to-date, and it accepts no liability for losses which may arise from the use of this information. This document may not be reproduced as a whole or in part without the written permission of the authors and Globalance Bank AG.