

Globalance Zukunftbeweger Focused Fund

Learn more about the sustainability of this fund. Click [here](#).



Unchecked Record Hunt at Stock Markets Despite Inflation Pressure

The bullish mood in the stock markets continued in March. Even high US inflation data and rising capital market interest rates could not dampen investor sentiment. While the central banks in Europe and the USA adopted a wait-and-see attitude towards interest rate adjustments, the Swiss National Bank (SNB) caused a stir with an unexpected cut in the key interest rate, leading to a weakening of the franc. The Globalance Zukunftbeweger Focused Fund was able to conclude March with a pleasing result, thanks to the particularly positive development of the megatrends automation and resource scarcity. On the company level, Omnicell (provider of automation solutions in healthcare) and Tomra Systems (a global Norwegian manufacturer of reverse vending machines) stood out with double-digit growth rates for the month.

Statistics (Performance and risk on March 31, 2024)

Performance month of March	5.2%	Annualized performance since 11.11.2019	1.0%
Performance year to date	8.9%	Annualized volatility	20.1%
Sharpe Ratio	0.1		

5 reasons for the Globalance future mover Focused

- + attractive potential returns thanks to the two-digit revenue growth rates
- + direct participation in disruptive future topics
- + fewer risks thanks to compliance with the 2 °C climate target of the Paris Agreement
- + guaranteed positive impact on the economy, society and the environment (Globalance Footprint®)
- + global investment universe ensures access to the best investment options from around the world



Investment strategy

The Globalance Zukunftbeweger Focused fund makes targeted investments in roughly 70 equities which feature in the most innovative growth areas, such as digitalisation, new mobility or megacities.

Zukunftbeweger (Futuremovers) are companies which respond successfully to the most important megatrends and derive above-average benefits from the growth potential of this sector.

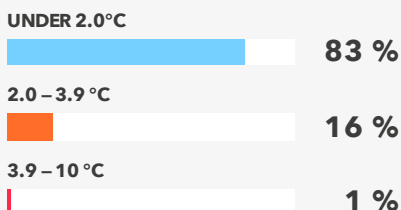
When making its selection Globalance Bank takes care to ensure that these companies have a positive Globalance Footprint®, i.e. a positive effect on the economy, society and the environment, as well as the lowest possible warming potential.

CLIMATE
1,3°C




This portfolio has a low warming potential. 83 % of this fund has a warming potential below 2 °C.

Fund composition

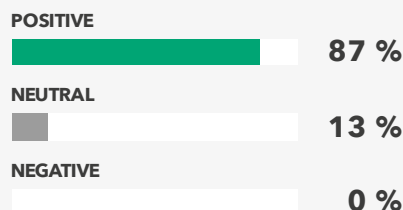


FOOTPRINT
70



The footprint of this portfolio is positive. 87 % of the invested capital has a positive footprint.

Fund composition

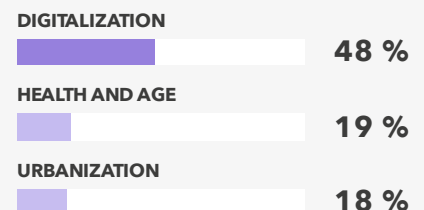


MEGATRENDS
97%



This portfolio is exceptionally well positioned in terms of Megatrends and shows a share of 97 %.

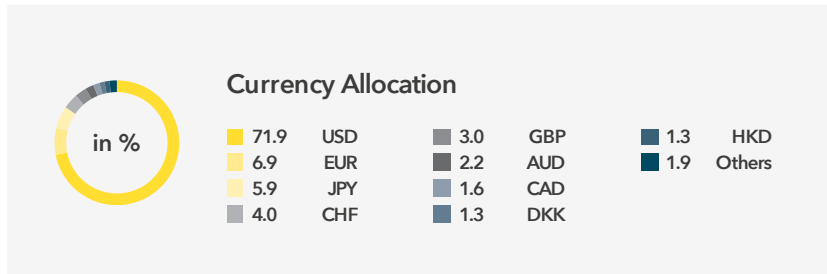
Top 3 Megatrends



Net monthly return

Performance and currency breakdown

Learn more about the sustainability of this fund. Click [here](#).



Fund data *

SHARE CLASS B (CHF)

Minimum investment	None
Accounting currency	CHF
Net asset value per unit	CHF 104.6
Fund assets	CHF 103.8
Management and distribution fee	1.6%
ISIN	LU2049785145

FUND DATA

Legal form	SICAV under Luxembourg law
Subscriptions and redemptions	Each trading day, at all distribution and payment agents
Permitted for distribution	Switzerland, Luxembourg
Payment agent in Switzerland	Credit Suisse (Switzerland) AG
Representative	Acolin Fund Services AG, Zurich
Custodian bank	Credit Suisse (Luxembourg) AG
Investment advisor	Globalance Bank AG
Contact	info@globalance.com

*The fund was authorized by the FINMA in Switzerland

Capital share

The top 10 equity positions on March 31, 2024

1	Globalance Climate Offset	2,8 %
2	NVIDIA Corporation	2,6 %
3	TripAdvisor, Inc.	2,1 %
4	Align Technology, Inc.	2,0 %
5	TOMRA Systems ASA	1,9 %
6	Nextracker Inc. Class A	1,9 %
7	Sprouts Farmers Market, Inc.	1,9 %
8	Advanced Micro Devices, Inc.	1,8 %
9	Trimble Inc.	1,8 %
10	Netflix, Inc.	1,8 %

Net return

NET RETURN IN PERCENT

	YEAR	JAN	FEB	MAR	APR	MAY	JUN	JUL	AUG	SEP	OCT	NOV	DEC
2024	8.9	-1.9	5.6	5.2	-	-	-	-	-	-	-	-	-
2023	5.2	9.0	-1.2	-0.5	-2.8	1.1	2.3	0.6	-3.0	-3.7	-7.7	7.4	4.9
2022	-28.2	-8.5	-2.4	5.1	-7.2	-3.9	-9.0	11.0	-4.0	-10.5	4.0	2.9	-7.5
2021	-0.2	2.1	2.4	2.6	-1.4	-2.4	4.8	-3.6	1.7	-4.4	4.6	-4.9	-1.1
2020	26.8	0.3	-5.1	-14.9	14.4	7.5	1.0	3.6	7.1	0.9	-2.2	12.6	2.2
2019	0.5	-	-	-	-	-	-	-	-	-	-	1.8	-1.3

Source: Globalance Bank AG

Climate

Warming potential of Globalance Zukunftbeweger Focused Fund

View the warming potential of the fund [here](#)




This portfolio has a low warming potential

The warming potential is based on a methodology developed by MSCI ESG and indicates whether a portfolio is within the agreed target of the 2015 Paris Climate Agreement. For the calculation, the values of the individual investments are capital-weighted and added together.




CLIMATE
1,3°C

SPI (SWITZERLAND)



DAX (GERMANY)



STOXX EUROPE 600



S&P 500 (USA)



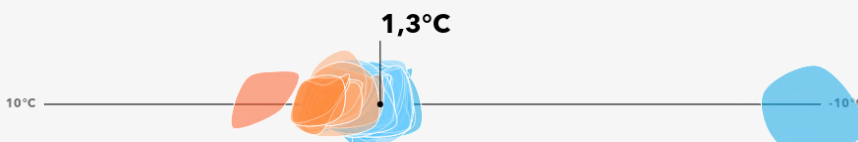
Climate-Score

The five assets with the best climate score

- 1** Globalance Climate **-9,9 °C**
Offset
CAPITAL WEIGHT: **3,0 %**
- 2** TripAdvisor, Inc. **1,3 °C**
CAPITAL WEIGHT: **2,1 %**
- 3** Salesforce, Inc. **1,3 °C**
CAPITAL WEIGHT: **1,7 %**
- 4** Illumina, Inc. **1,3 °C**
CAPITAL WEIGHT: **1,7 %**
- 5** Brambles Limited **1,3 °C**
CAPITAL WEIGHT: **1,6 %**

Explanation: 16 % of the invested capital has a warming potential of 2 - 3.9°C.

Heating potential of the individual positions




View the climate score of all facilities [here](#).



Footprint

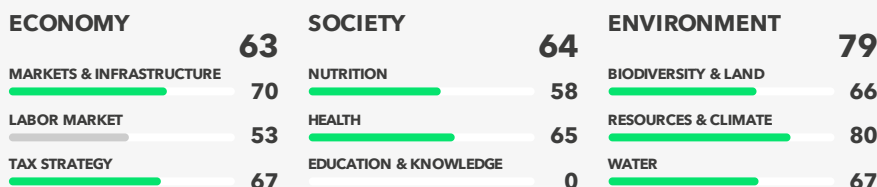
The impact of Globalance Zukunftsbeweger Focused Fund on the economy, society and the environment

View the fund's footprint [here](#)



The footprint of this portfolio is positive

The Globalance Footprint® shows what our investors assets around the world are doing - individually and at a glance. Our grid is simple and objective. We assess the contribution to economic prosperity, the sustainability of society and the preservation of our natural resources on the basis of nine themes.



Explanation: 0 % of invested capital has an adverse footprint, 13 % of invested capital has a balanced footprint and 87 % of invested capital has a positive footprint. Each of the nine dimensions is evaluated on a scale of 0 - 100 and assigned a weight. The Footprint total value is calculated by adding the weighted scores of the individual dimensions.




FOOTPRINT
70

SPI (SWITZERLAND)



DAX (GERMANY)



STOXX EUROPE 600



S&P 500 (USA)



Footprint-Score

The five companies with the best Footprint score

- 1 Ensign Group, Inc. **90**
CAPITAL WEIGHT: 1,6 %
- 2 Redcare Pharmacy N.V. **90**
CAPITAL WEIGHT: 1,5 %
- 3 Omnicell, Inc. **89**
CAPITAL WEIGHT: 1,1 %
- 4 Nexttracker Inc. Class A **88**
CAPITAL WEIGHT: 2,0 %
- 5 Illumina, Inc. **84**
CAPITAL WEIGHT: 1,7 %

View the footprint of all assets [here](#).

Megatrends

So many future themes are included in
Globalance Zukunftbeweger Focused Fund

View the Mega-
trend share of the
fund [here](#)



This portfolio is exceptionally well positioned in terms of Megatrends

The Globalance megatrend score shows the average share of the portfolio's revenue generated in one or more megatrends. For the calculation, the megatrend shares of the individual investments are capital-weighted and added together.



MEGATRENDS
97%


SPI (SWITZERLAND)



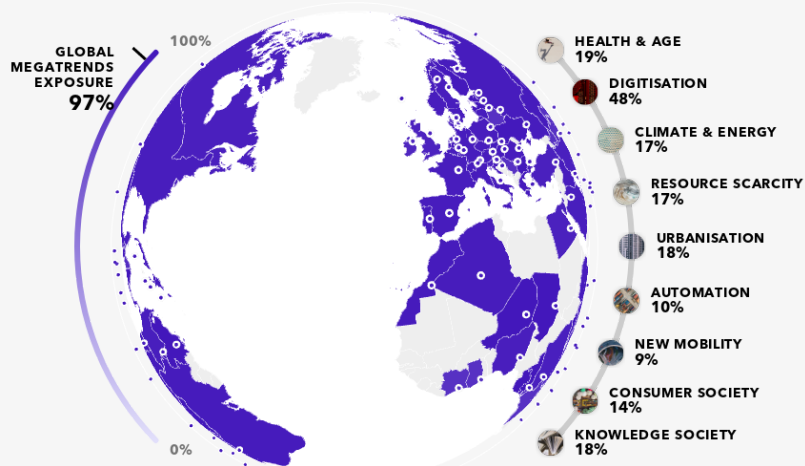
DAX (GERMANY)



STOXX EUROPE 600



S&P 500 (USA)



Megatrend-Score

The five companies with the best score for three selected megatrends

DIGITALIZATION



1	Universal Display Corporation	100%
2	Teradata Corporation	100%
3	NVIDIA Corporation	100%
4	Trimble Inc.	100%
5	Salesforce, Inc.	100%

HEALTH AND AGE



1	Redcare Pharmacy N.V.	100%
2	Genmab A/S	100%
3	Illumina, Inc.	100%
4	Astellas Pharma Inc.	100%
5	Incyte Corporation	100%

URBANIZATION



1	Ensign Group, Inc.	100%
2	Equinix, Inc.	100%
3	Nextracker Inc. Class A	100%
4	Brambles Limited	100%
5	Array Technologies Inc	100%



Further information

Learn more

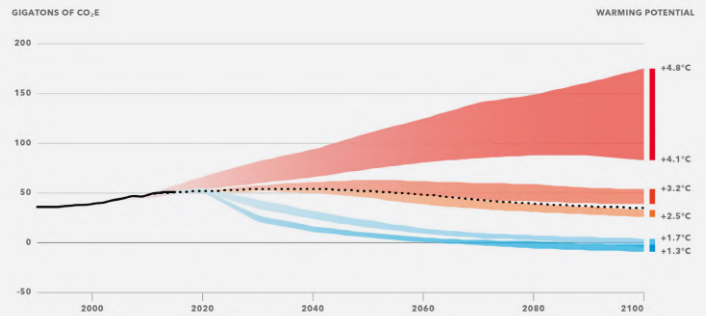


The effect of the portfolio

Increasing weather extremes, the melting of the polar ice caps and other consequences can be directly linked to global warming. The climate crisis has an impact on wealth and vice versa. The principles of sustainability are the foundations for a livable society and a healthy environment. Integrating sustainability into a portfolio increases the resilience and potential of assets.

The warming potential in a global context

To put the warming potential in perspective, we show the possible global emissions pathways to 2100 (chart). These were created by Climate Action Tracker and show different scenarios ranging from current political projections to short-term country pledges (until 2030) and long-term country pledges (until 2050).



Globalance Footprint

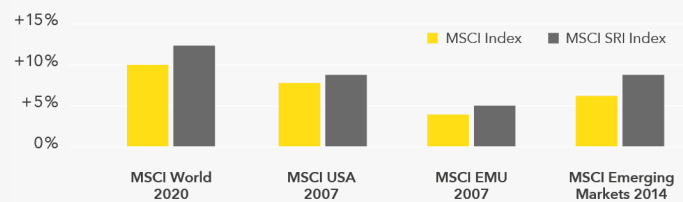
The Globalance Footprint shows what assets do in the world - in the areas of economy, society and environment. Whether shares, real estate or tangible assets: We make a systematic assessment of the impact of all investments. Our grid is simple and objective. A total of nine criteria represent sustainable foundations for prosperity, the future viability of society and the preservation of our natural life-support systems. The Footprint is positive if the value is greater than 54.



Return on investment and sustainability

Historical comparisons between traditional and sustainable stock indices (MSCI SRI Index) show that sustainable indices generate better returns than traditional ones. In addition, by integrating factors such as ESG as a risk instrument, portfolios become more resilient in times of crisis and thus offer a better risk/return profile.

Annual return (since launch)





Disclaimer This document is exclusively for information purposes. It constitutes neither an invitation nor a recommendation to purchase, hold or sell financial instruments or banking services, and it does not release the recipient from the responsibility to exercise his own judgement. In particular, the recipient is advised to check the appropriateness of the information to his own circumstances as well as its legal, regulatory, fiscal and other consequences – ideally with the aid of an adviser. Historical performance data does not provide any guarantee of future trends. Investment in fund units is associated with risks, in particular of fluctuations in value and fluctuating returns. When surrendering fund units the investor may receive less money back than he originally invested. Foreign currencies also entail the risk of depreciation in relation to the investor's reference currency. The data and information contained in this publication has been compiled with the greatest of care by Globalance Bank AG. Nevertheless, Globalance Bank AG provides no guarantee of its correctness, completeness or reliability, nor any guarantee that it is up-to-date, and it accepts no liability for losses which may arise from the use of this information. This document may not be reproduced as a whole or in part without the written permission of the authors and Globalance Bank AG.