



Globalance Sokrates Fund

Geopolitical Tensions Weigh on Financial Markets

In March, international stock markets faced significant headwinds as military escalations in the Middle East triggered a wave of selling. The resulting disruptions to critical energy infrastructure and key trade routes led to a surge in commodity prices. Concerns over sustained high energy costs and uncertainty regarding the duration of the conflict weighed perceptibly on the market environment, resulting in marked price declines. The Globalance Sokrates Fund could not escape this general market weakness and closed the reporting month with a negative performance. Insurance-linked securities and infrastructure investments provided a supportive effect within the portfolio, partially cushioning the losses.



Investment Strategy

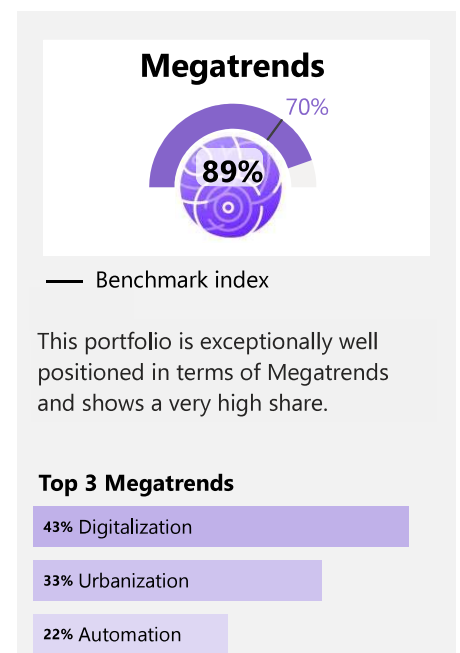
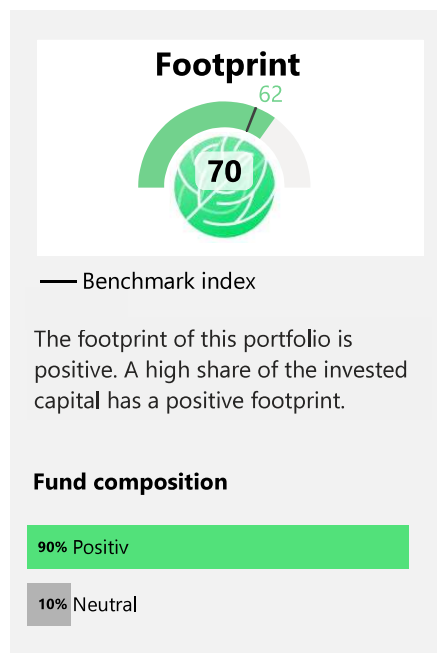
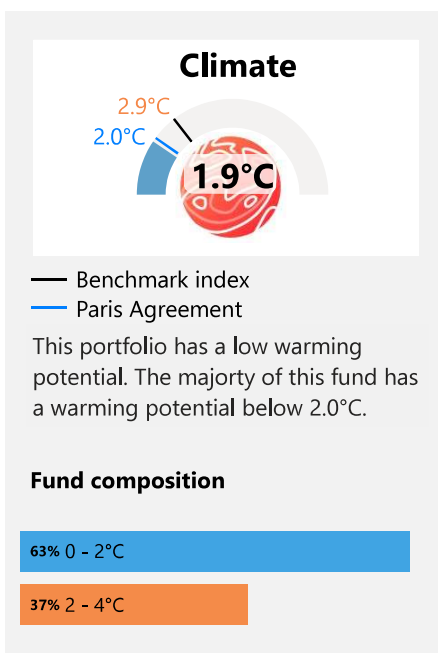
The Globalance Sokrates Fund invests (in a BVV2-compliant manner) in a dynamically managed combination of broadly diversified asset classes including shares, bonds, real values such as real estate or low-correlated investments, such as insurance-linked securities or premium strategies. The investment strategy allows a tactical weighting of the asset classes depending on the market assessment. Based on this weighting, Sokrates then invests in individual assets and investment funds with a positive footprint and a low impact on climate change. Investors benefit here from the broad diversification of the asset classes, from the market potential of future oriented asset sectors and the positive effect of the assets.

Statistics (performance and risk)

Performance month of March	-4.7%
Performance year to date	-4.1%
Sharpe Ratio	0.2
Annualized performance (since 1.1.2012)	1.3%
Annualized volatility	6.4%

5 reasons for the Globalance Sokrates Fund

- + Broadly diversified investment strategy for long-term growth for your investment assets, pension plan assets or foundation assets
- + The first fund in the world to provide a footprint report on direct impact on the economy, society and the environment
- + Investment selection criteria with a view to megatrends that hold great potential, such as digitization, new mobility or urbanization
- + Fewer risks thanks to compliance with the 2.0°C climate target of the Paris Agreement
- + Dynamic control of the asset classes for an optimization of both returns and risks, depending on the market





Share Classe B (CHF)

Return and key figures

Performance month of March



Performance year to date



Net return

2017	2018	2019	2020	2021	2022	2023	2024	2025	2026
6.0%	-8.6%	10.2%	3.6%	6.6%	-15.9%	2.7%	6.6%	1.9%	-4.1%

Capital share

The top positions

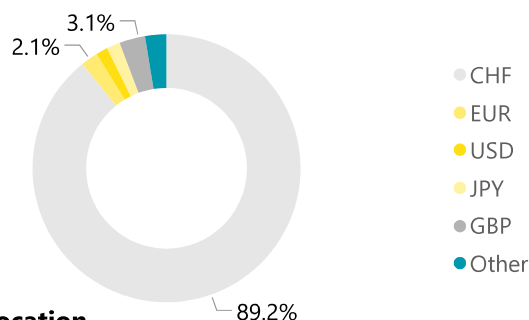
Equity

1	3i Infrastructure	1.6%
3	American Water Works	0.9%
3	AstraZeneca	0.9%
5	Sekisui House	0.8%
5	Vertex Pharmaceuticals	0.8%

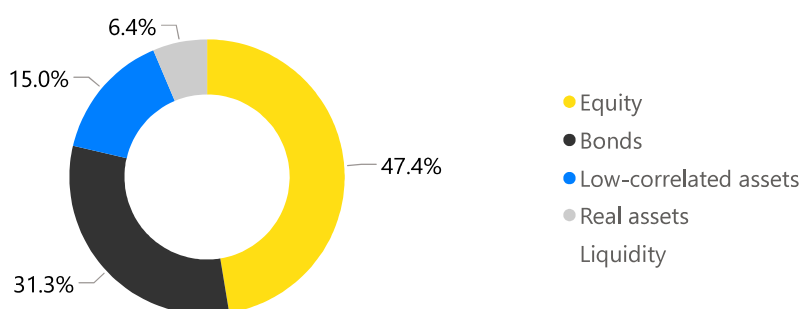
Fund

1	Globalance Zukunftbeweger D	5.9%
2	Twelve Multistrategy Fund	4.2%
3	Royal Mint Gold ETC	3.8%
4	Polar Global Insurance Fund	3.0%
5	Optoflex	2.8%

Currencies



Asset Allocation



Fund data

Share Classe	B (CHF)	Legal form	SICAV under Luxembourg law
Minimum investment	None	Subscriptions and redemptions	Each trading day, at all distribution and payment agents
Accounting currency	CHF	Permitted for distribution	Switzerland, Luxembourg and Germany
Net asset value per unit	CHF 108.8	Payment agent in Switzerland	UBS (Switzerland) AG
Fund assets (mil.)	CHF 39.5	Representative	Acolin Fund Services AG, Zurich
Management and distribution fee	1.77%	Custodian bank	UBS (Luxembourg) AG
ISIN	LU0585393332	Investment advisor	Globalance Bank AG
		Contact	info@globalance.com
		FINMA	The fund was authorized by the FINMA in Switzerland and by the BaFin in Germany. As of January 2015, the fund complies with the provisions of the Swiss Ordinance on Occupational, Old-age, Survivors' and Disability Insurance (BVV2).



Climate

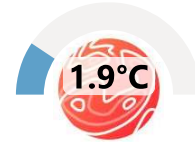
Warming potential of Globalance Sokrates Fund



This portfolio has a low warming potential

The warming potential is based on a methodology developed by MSCI ESG and indicates whether a portfolio is within the agreed target of the 2015 Paris Climate Agreement. For the calculation, the values of the individual investments are capital-weighted and added together.

Climate



SPI (CH)



DAX (DE)



STOXX EUROPE 600

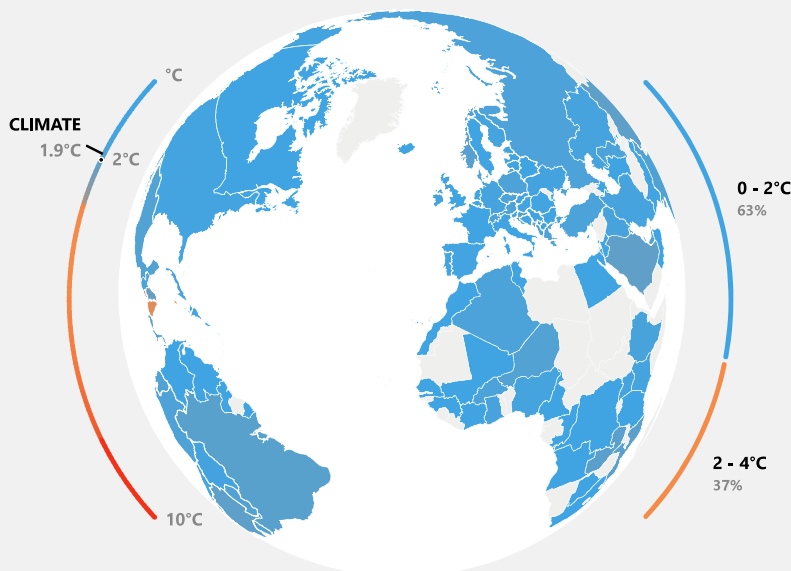


S&P 500 (US)



Climate

Distribution of the fund



Climate-Score

The assets with the best climate score

1	Renewables Infrastructure Group Limited GBP Red.Shs	1.3°C
2	Polar Capital Funds PLC - Polar Capital Global Insurance Fund Accum I Portfolio Currency Hedged CHF	1.5°C
3	Twelve Capital UCITS ICAV - Twelve Multi Strategy Fund Accum-I+- CHF	1.5°C
4	Globalance SICAV - Zukunftbeweger focused -D (USD)- Capitalisation	1.5°C
5	Plenum Insurance Capital Fund P2 CHF	1.6°C
6	Goldman Sachs Funds III SICAV - Goldman Sachs Green Bond -I CAP CHF (hedged i)- Capitalisation	1.7°C
7	BlackRock Fixed Income Dublin Funds PLC - iShares Green Bond Index Fund (IE) Accum D	1.7°C



Footprint

The impact of Globalance Sokrates Fund on the economy, society and the environment




The footprint of this portfolio is positive

The Globalance Footprint® shows what our investors assets around the world are doing - individually and at a glance. Our grid is simple and objective. We assess the contribution to economic prosperity, the sustainability of society and the preservation of our natural resources on the basis of nine themes.


Footprint




SPI (CH)




DAX (DE)



STOXX EUROPE 600

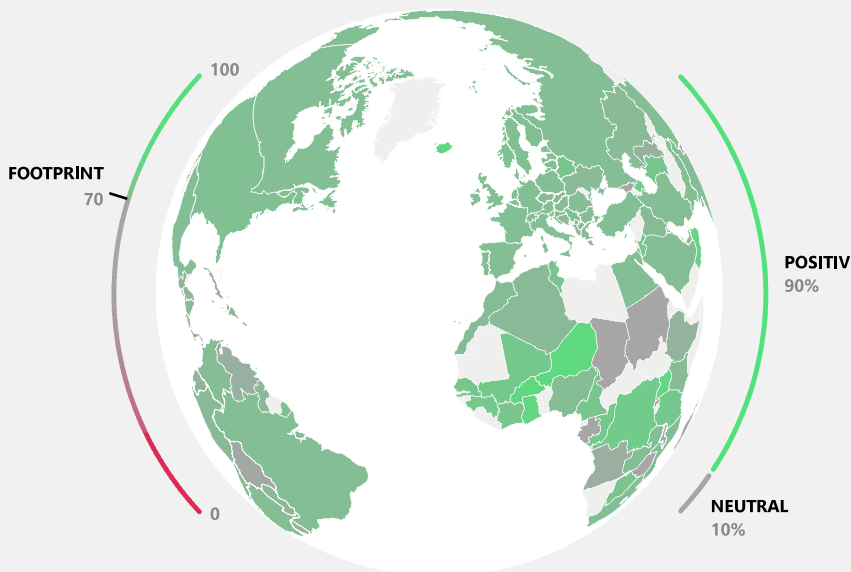


S&P 500 (US)



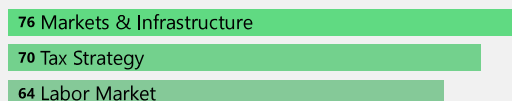
Footprint

Distribution of the fund



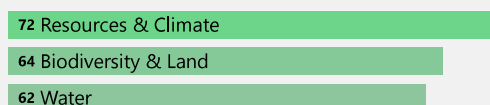
Economy

72



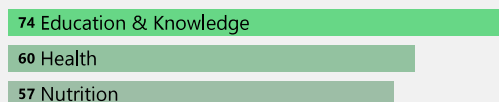
Environment

70



Society

65



Footprint-Score

The companies with the best Footprint score

1	HOYA CORPORATION	99
2	4.25 % BONDS CIME INVEST AG 2022-04.03.29 (WINDBOND)	93
3	Renewables Infrastructure Group Limited GBP Red.Shs	88
4	BlackRock Fixed Income Dublin Funds PLC - iShares Green Bond Index Fund (IE) Accum D Hedged CHF	86
5	Goldman Sachs Funds III SICAV - Goldman Sachs Green Bond -I CAP CHF (hedged i)-Capitalisation	86
6	Finreon Volatility Income Units -IHC-	86
7	ABB Ltd.	85
8	NVIDIA Corporation	81
9	Telenor ASA	81
10	Accenture Plc Class A	80



Megatrends

So many future themes are included in Globalance Sokrates Fund



This portfolio is exceptionally well positioned in terms of Megatrends

The Globalance megatrend score shows the average share of the portfolio's revenue generated in one or more megatrends. For the calculation, the megatrend shares of the individual investments are capital-weighted and added together.

Megatrends



SPI (CH)



DAX (DE)



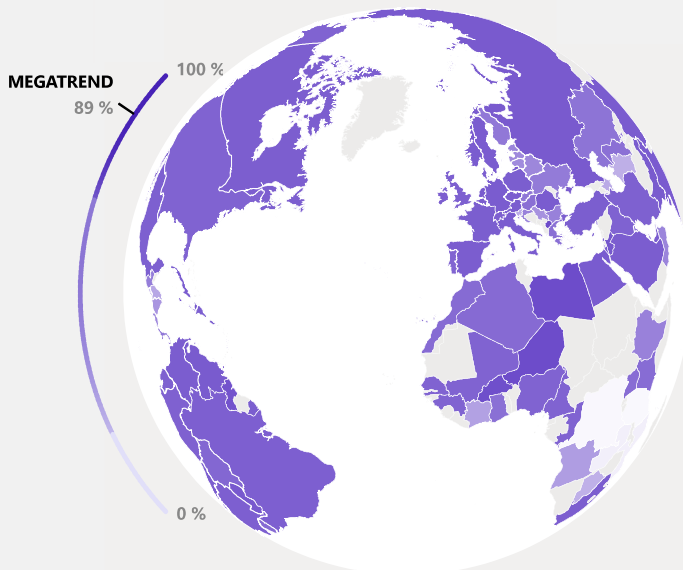
STOXX EUROPE 600



S&P 500 (US)

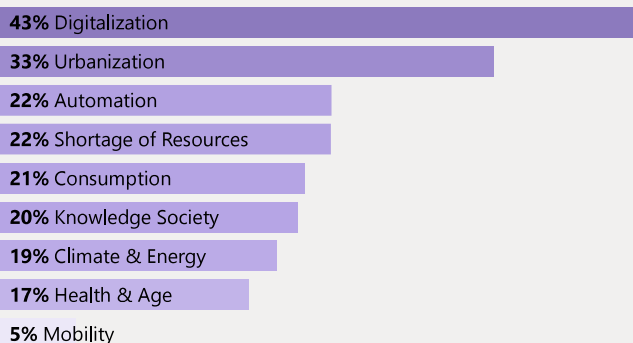


Megatrends



Megatrend

89%



Megatrend-Score

The companies with the best Megatrend score

- 1 HOYA CORPORATION
- 2 Microsoft Corporation
- 3 Vertex Pharmaceuticals Incorporated
- 4 Pandora A/S
- 5 Applied Materials, Inc.
- 6 Alphabet Inc. Class A
- 7 Automatic Data Processing, Inc.
- 8 ASML Holding NV
- 9 Trane Technologies plc
- 10 Cellnex Telecom S.A.U 0.78%

Information

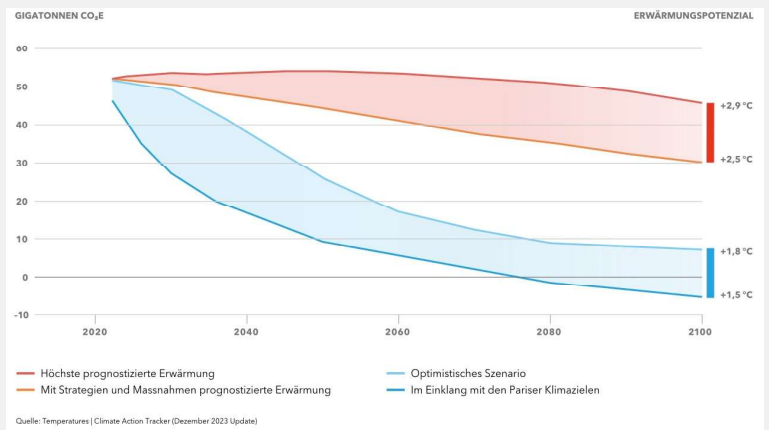


The effect of the portfolio

Increasing weather extremes, the melting of the polar ice caps and other consequences can be directly linked to global warming. The climate crisis has an impact on wealth and vice versa. The principles of sustainability are the foundations for a livable society and a healthy environment. Integrating sustainability into a portfolio increases the resilience and potential of assets.

The warming potential in a global context

To put the warming potential in perspective, we show the possible global emissions pathways to 2100 (chart). These were created by Climate Action Tracker and show different scenarios ranging from current political projections to short-term country pledges (until 2030) and long-term country pledges (until 2050).



Globalance Footprint

The Globalance Footprint shows what assets do in the world - in the areas of economy, society and environment. Whether shares, real estate or tangible assets: We make a systematic assessment of the impact of all investments. Our grid is simple and objective. A total of nine criteria represent sustainable foundations for prosperity, the future viability of society and the preservation of our natural life-support systems. The Footprint is positive if the value is greater than 54.

This document is exclusively for information purposes. It constitutes neither an invitation nor a recommendation to purchase, hold or sell financial instruments or banking services, and it does not release the recipient from the responsibility to exercise his own judgement. In particular, the recipient is advised to check the appropriateness of the information to his own circumstances as well as its legal, regulatory, fiscal and other consequences — ideally with the aid of an adviser. Historical performance data does not provide any guarantee of future trends. Investment in fund units is associated with risks, in particular of fluctuations in value and fluctuating returns. When surrendering fund units the investor may receive less money back than he originally invested. Foreign currencies also entail the risk of depreciation in relation to the investor's reference currency. The data and information contained in this publication has been compiled with the greatest of care by Globalance Bank AG. Nevertheless, Globalance Bank AG provides no guarantee of its correctness, completeness or reliability, nor any guarantee that it is up-to-date, and it accepts no liability for losses which may arise from the use of this information. This document may not be reproduced as a whole or in part without the written permission of the authors and Globalance Bank AG.