Globalance

You can find out more about this fund here.

Globalance Sokrates Fund

Bond Yields and Tech Stocks Drive the Month

In October, the bond market initially took centre stage. The yield on ten-year US Treasuries temporarily reached a level not seen in a quarter of a century. Relief came from Donald Trump's pledge to refrain from military action against Iran ahead of the midterm elections. As the month progressed, technology stocks came under pressure and investors increasingly sought refuge in defensive sectors. The Globalance Sokrates Fund could not entirely escape this environment and concluded the month with a slightly negative performance. Corporate bonds, premium strategies and insurance-linked securities made positive contributions. However, these were unable to fully offset the declines in government bonds, which suffered from the rise in yields, and in gold.



Investment Strategy

The Globalance Sokrates Fund invests (in a BVV2-compliant manner) in a dynamically managed combination of broadly diversified asset classes including shares, bonds, real values such as real estate or low-correlated investments, such as insurance-linked securities or premium strategies. The investment strategy allows a tactical weighting of the asset classes depending on the market assessment. Based on this weighting, Sokrates then invests in individual assets and investment funds with a positive footprint and a low impact on climate change. Investors benefit here from the broad diversification of the asset classes, from the marketpotential of future oriented asset sectors and thepositive effect of the assets.

Statistics (performance and risk)

Performance month of October	-1.1%
Performance year to date	1.1%
Sharpe Ratio	0.3
Annualized performance (since 1.1.2012)	1.6%
Annualized volatility	6.4%

5 reasons for the Globalance Sokrates Fund

+ Broadly diversified investment strategy for long-term growth for your investment assets, pension plan assets or foundation assets
+ The first fund in the world to provide a footprint report on direct impact on the economy, society and the environment
+ Investment selection criteria with a view to megatrends that hold great potential, such as digitization, new mobility or urbanization
+ Fewer risks thanks to compliance with the 2.0°C climate target of the Paris Agreement
+ Dynamic control of the asset classes for an optimization of both returns and risks, depending on the market

Climate

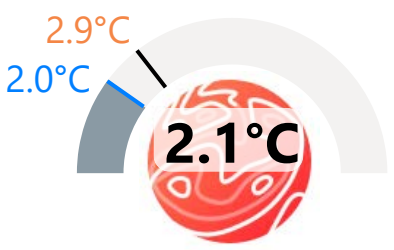

Benchmark index
Paris Agreement

This portfolio has a low warming potential. The majorty of this fund has a warming potential below 2.0°C.

Fund composition

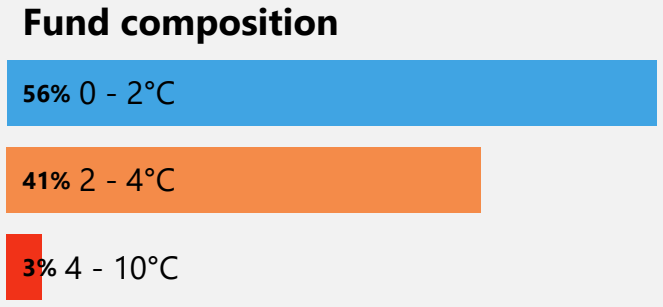

Footprint

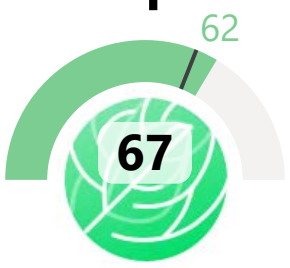

Benchmark index

The footprint of this portfolio is positive. A high share of the invested capital has a positive footprint.

Fund composition

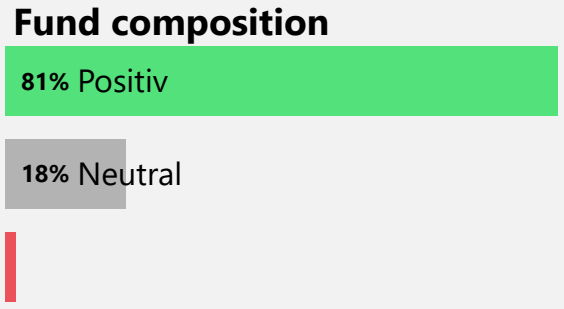

Megatrends

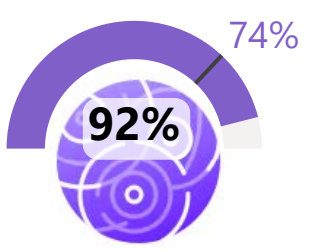

Benchmark index

This portfolio is exceptionally well positioned in terms of Megatrends and shows a very high share.

Top 3 Megatrends

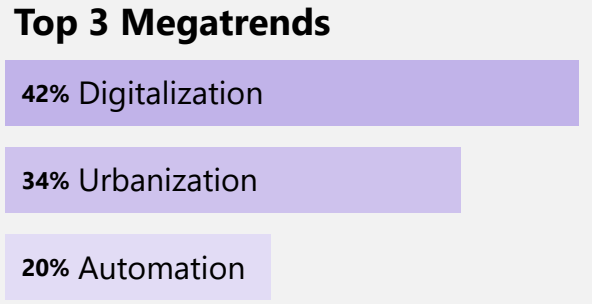

Sustainability Report October
31.10.2026

Globalance

You can find out more about this fund here.

Share Classe B (CHF)

Return and key figures

Performance month of October



Performance year to date



Net return

2017	2018	2019	2020	2021	2022	2023	2024	2025	2026
6.0%	-8.6%	10.2%	3.6%	6.6%	-15.9%	2.7%	6.6%	1.9%	1.1%

Capital share

The top positions

Equity

1	3i Infrastructure	2.2%
2	Eli Lilly	1.3%
3	L Oréal	1.2%
4	Astrazeneca	1.1%
5	Apple	1.0%

Fund

1	Globalance Zukunftbeweger D	6.0%
2	Twelve Multistrategy Fund	4.0%
3	Royal Mint Gold ETC	3.7%
4	Robeco Global SDG Credits Fund	3.0%
5	Swisscanto Sustainable Global Credit	3.0%

Currencies

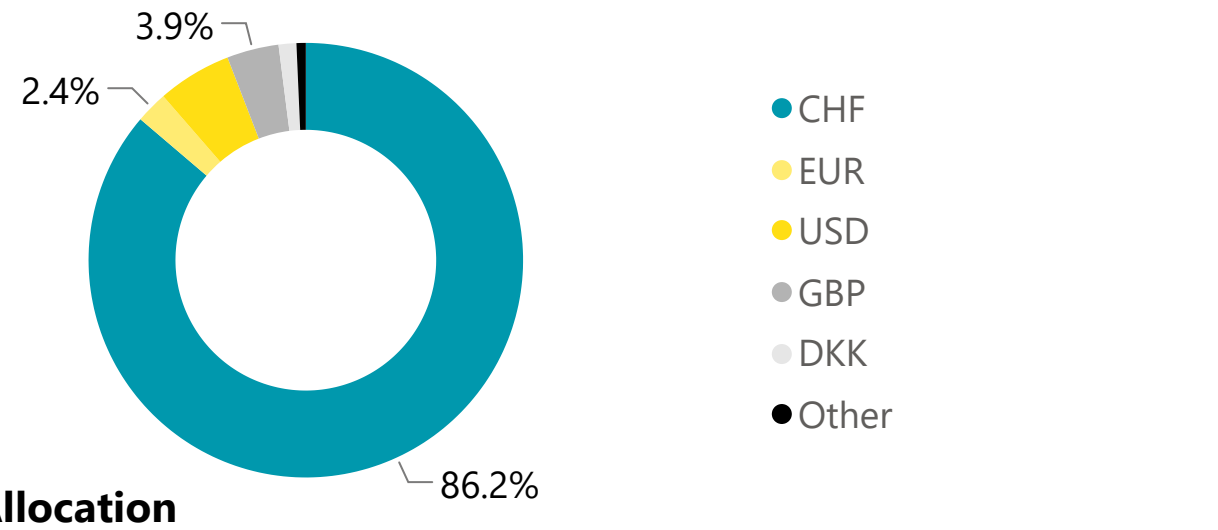

Asset Allocation

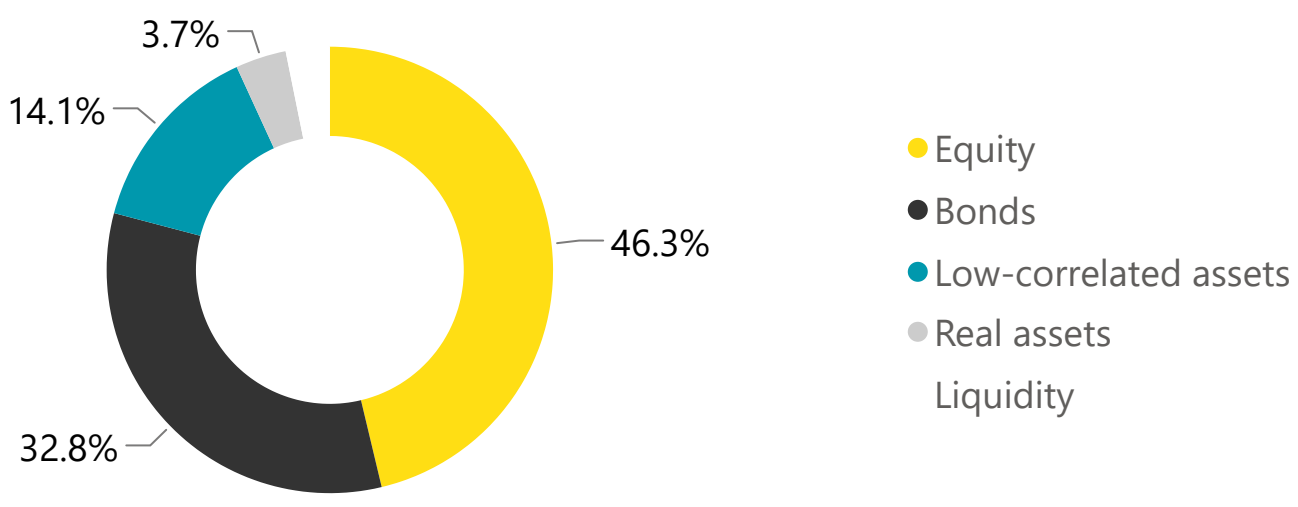

Fund data

Share Classe	B (CHF)
Minimum investment	None
Accounting currency	CHF
Net asset value per unit	CHF 114.8
Fund assets (mil.)	CHF 40.6
Management and distribution fee	1.77%
ISIN	LU0585393332

Legal form	SICAV under Luxembourg law
Subscriptions and redemptions	Each trading day, at all distribution and payment agents
Permitted for distribution	Switzerland, Luxembourg and Germany
Payment agent in Switzerland	UBS (Switzerland) AG
Representative	Acolin Fund Services AG, Zurich
Custodian bank	UBS (Luxembourg) AG
Investment advisor	Globalance Bank AG
Contact	info@globalance.com
FINMA	The fund was authorized by the FINMA in Switzerland and by the BaFin in Germany. As of January 2015, the fund complies with the provisions of the Swiss Ordinance on Occupational, Old-age, Survivors' and Disability Insurance (BVV2).

Sustainability Report October
31.10.2026

Globalance

You can find out more about this fund here.

Climate

Warming potential of Globalance Sokrates Fund



This portfolio has a low warming potential

The warming potential is based on a methodology developed by MSCI ESG and indicates whether a portfolio is within the agreed target of the 2015 Paris Climate Agreement. For the calculation, the values of the individual investments are capital-weighted and added together.

Climate



SPI (CH) 1.9°C

DAX (DE) 2.7°C

STOXX EUROPE 600 3.2°C

S&P 500 (US) 2.9°C

Climate Distribution of the fund

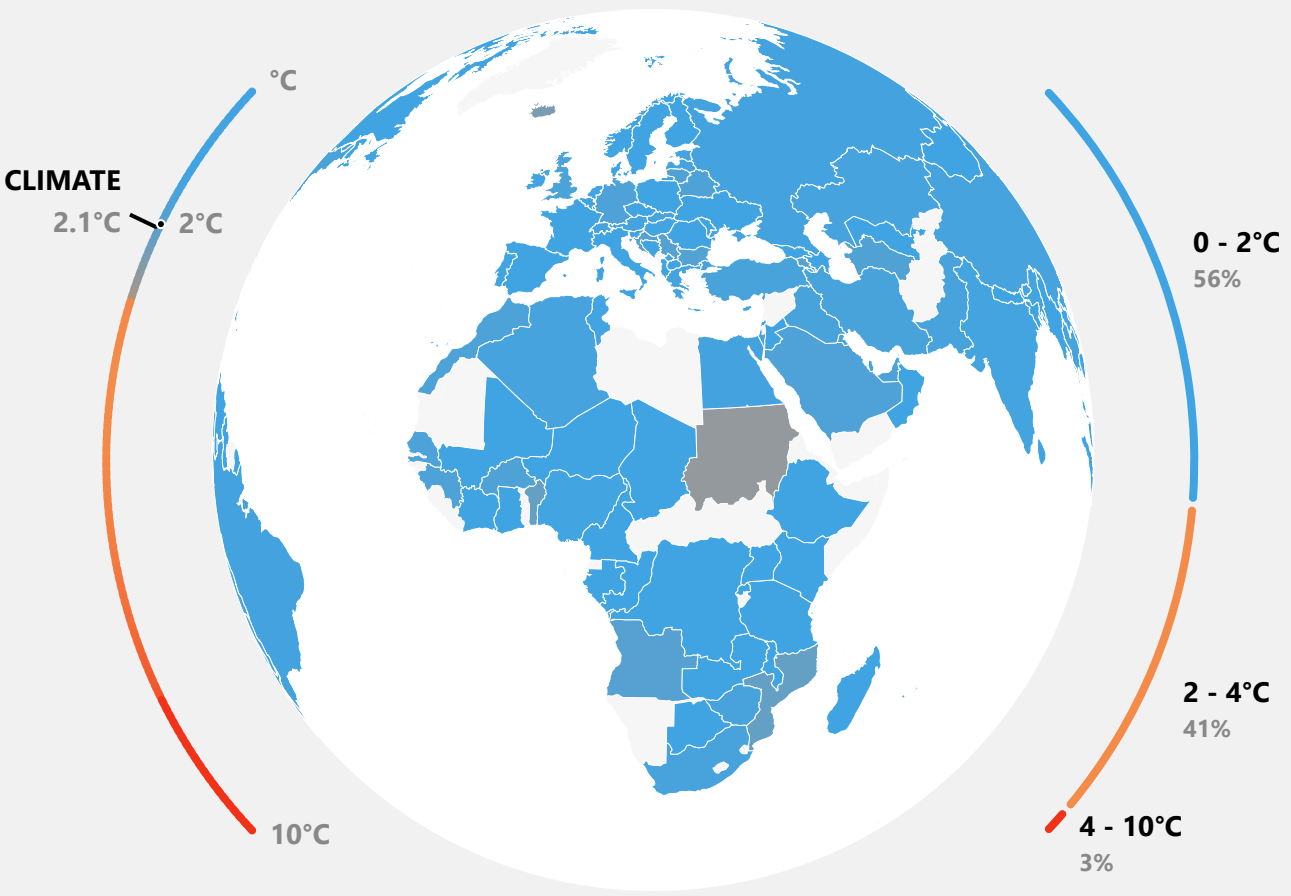

Climate-Score

The assets with the best climate score

1	Corporacion Andina de Fomento 0.45%	1.3°C
2	Prysmian S.p.A.	1.3°C
3	Roche Holding Ltd	1.3°C
4	L'Oreal S.A.	1.3°C
5	Cellnex Telecom S.A.U 0.78%	1.3°C
6	Wolters Kluwer N.V.	1.3°C
7	Vestas Wind Systems A/S	1.3°C
8	AstraZeneca PLC	1.3°C
9	ASML Holding NV	1.3°C
10	Palo Alto Networks, Inc.	1.3°C

Sustainability Report October
31.10.2026

Globalance

You can find out more about this fund here.

Footprint

The impact of Globalance Sokrates Fund on the economy, society and the environment



The footprint of this portfolio is positive

The Globalance Footprint® shows what our investors assets around the world are doing - individually and at a glance. Our grid is simple and objective. We assess the contribution to economic prosperity, the sustainability of society and the preservation of our natural resources on the basis of nine themes.

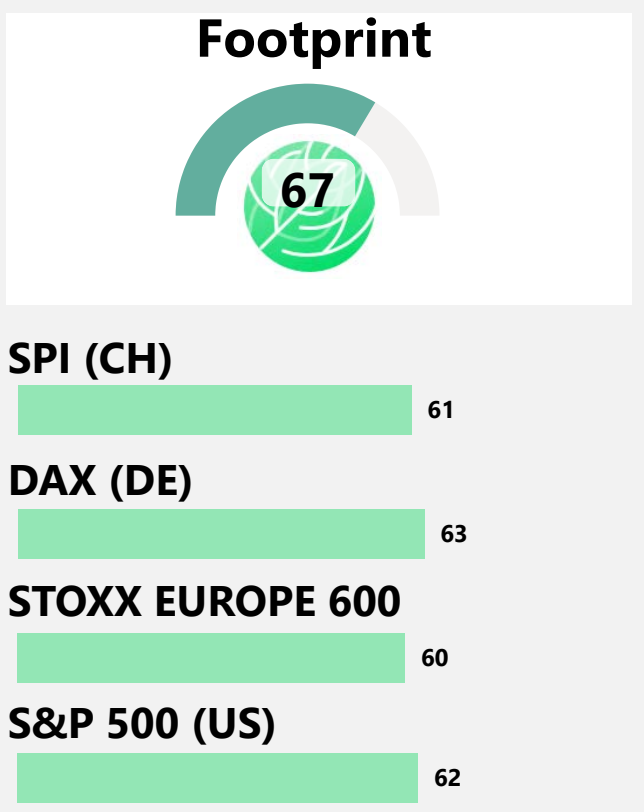

Footprint Distribution of the fund

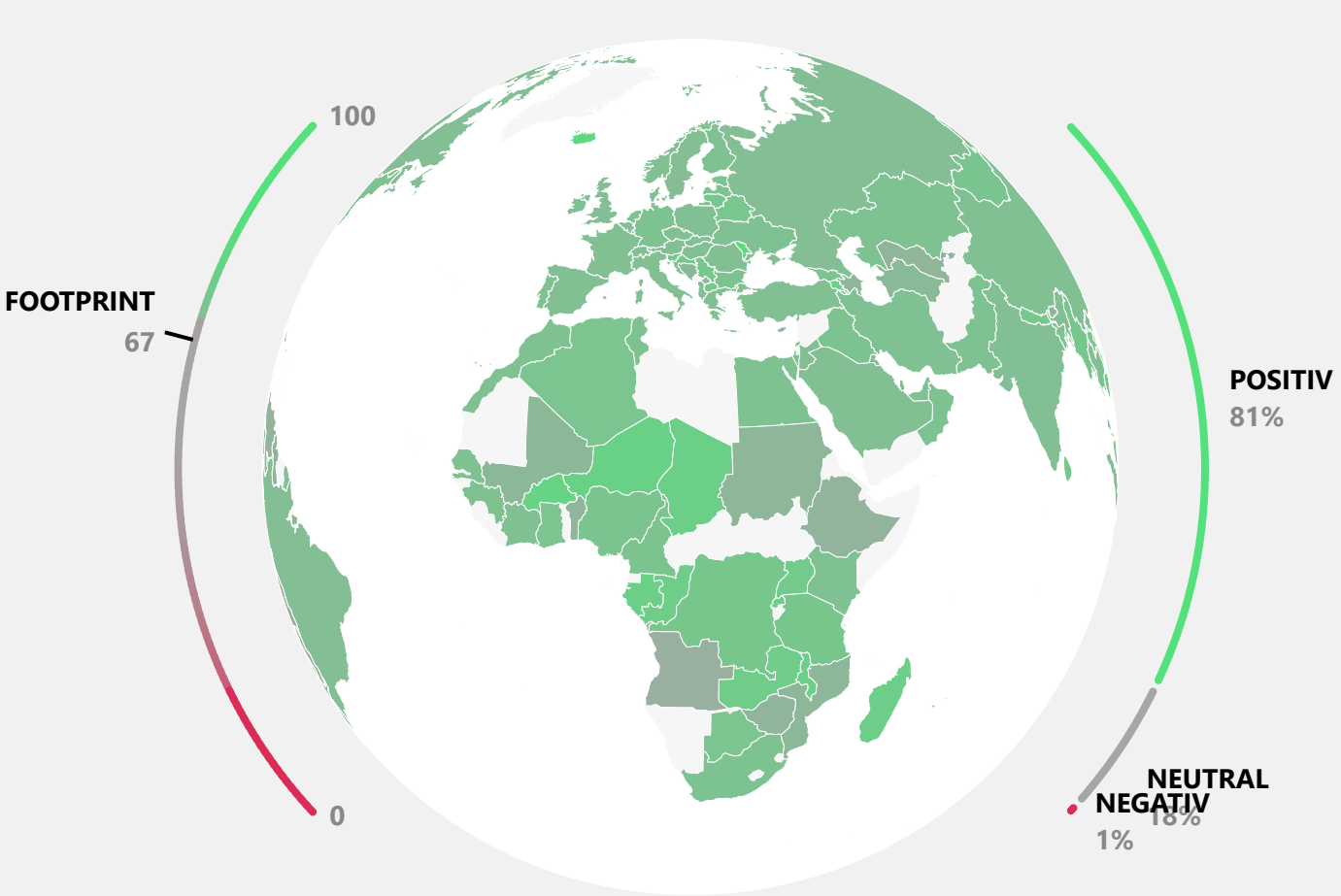

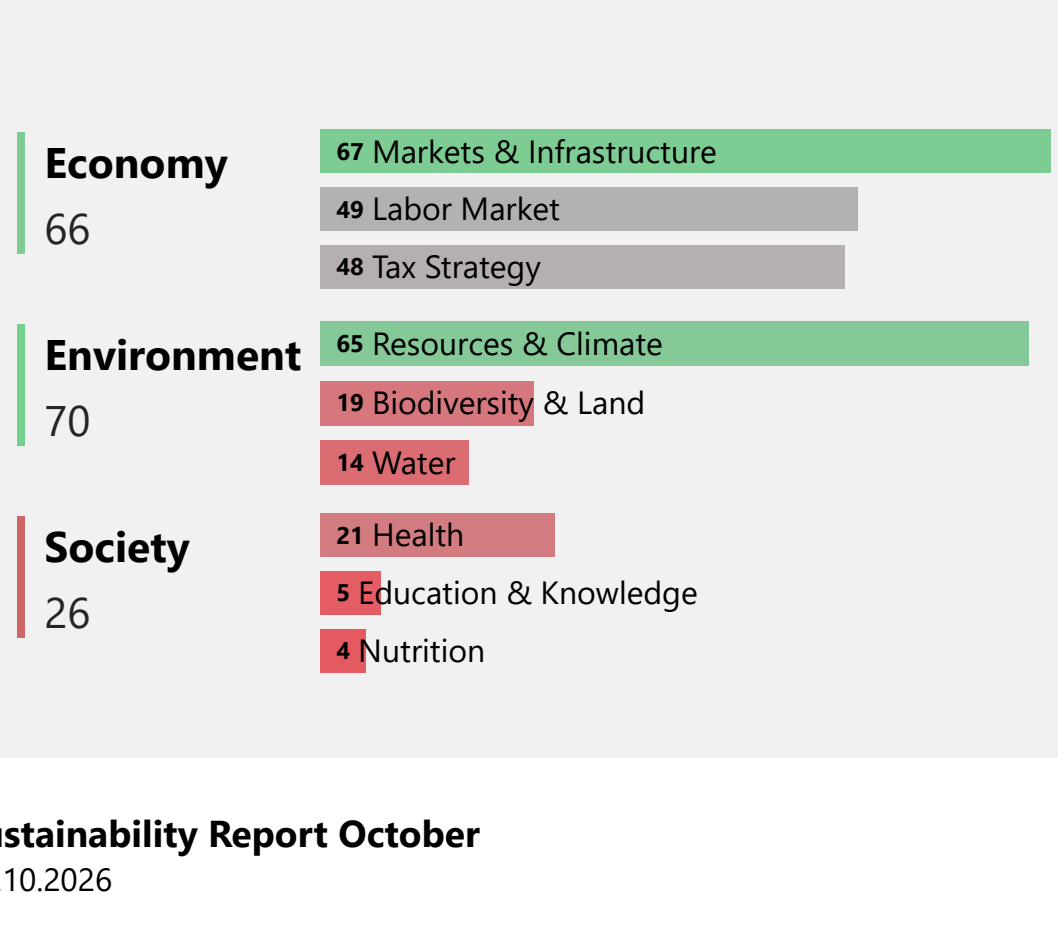

Footprint-Score

The companies with the best Footprint score

1	Finreon Volatility Income Units -IHC-	86
2	ABB Ltd.	85
3	Palo Alto Networks, Inc.	85
4	International Bank for Reconstruction & Development 2.6%	83
5	Vestas Wind Systems A/S	83
6	NVIDIA Corporation	81
7	Telenor ASA	81
8	Siemens Energy AG	81
9	OptoFlex FCP Units S Distribution	79
10	Wolters Kluwer N.V.	78

Sustainability Report October
31.10.2026

Globalance

You can find out more about this fund here.

Megatrends

So many future themes are included in Globalance Sokrates Fund



This portfolio is exceptionally well positioned in terms of Megatrends

The Globalance megatrend score shows the average share of the portfolio's revenue generated in one or more megatrends. For the calculation, the megatrend shares of the individual investments are capital-weighted and added together.

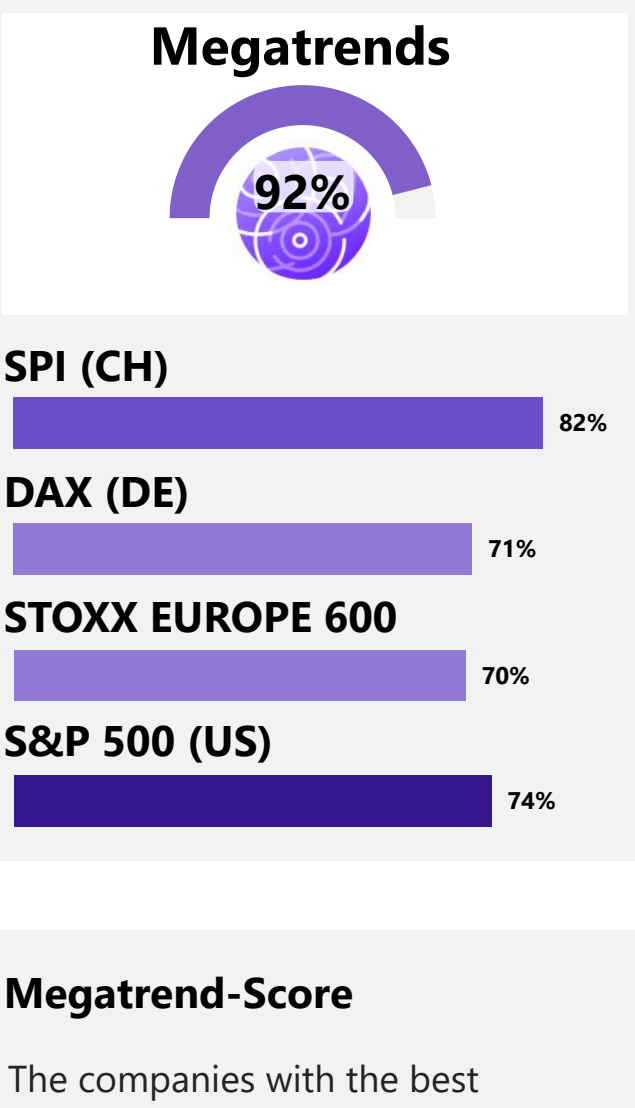

Megatrends

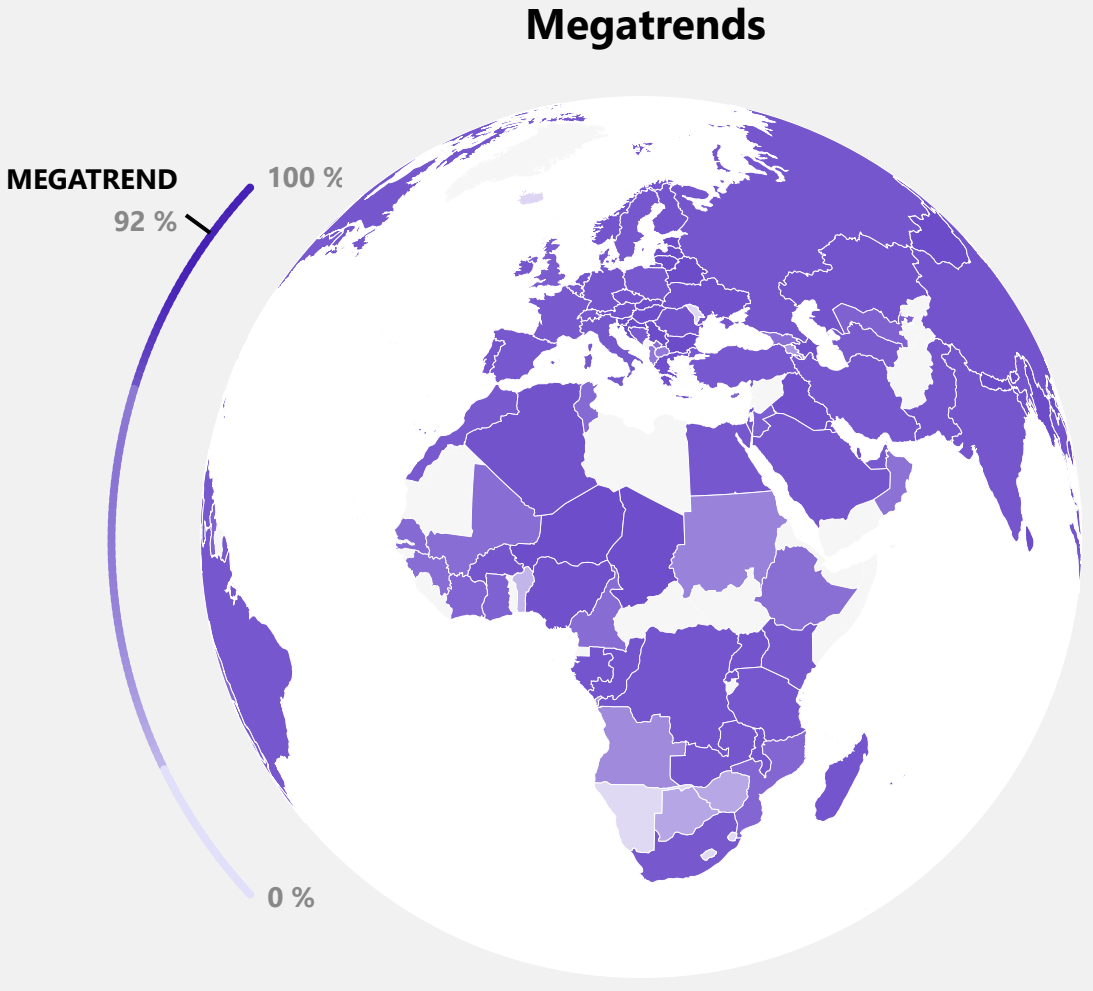

Megatrend
92%

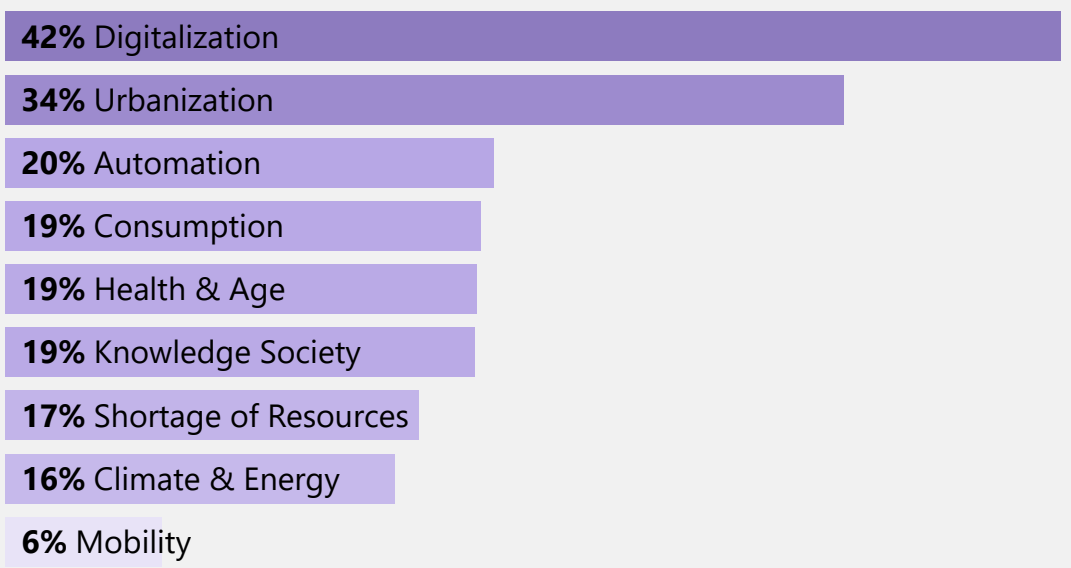

Megatrend-Score

The companies with the best Megatrend score

1	Taiwan Semiconductor Manufacturing Co., Ltd. Sponsored ADR
2	Vertex Pharmaceuticals Incorporated
3	Microsoft Corporation
4	3i Infrastructure PLC
5	F5, Inc.
6	L'Oreal S.A.
7	GEBERIT AG 0.95%/25-260933
8	Ralph Lauren Corporation Class A
9	Netflix, Inc.
10	Prysmian S.p.A.

Sustainability Report October
31.10.2026

Globalance

Information



The effect of the portfolio

Increasing weather extremes, the melting of the polar ice caps and other consequences can be directly linked to global warming. The climate crisis has an impact on wealth and vice versa. The principles of sustainability are the foundations for a livable society and a healthy environment. Integrating sustainability into a portfolio increases the resilience and potential of assets.

The warming potential in a global context

To put the warming potential in perspective, we show the possible global emissions pathways to 2100 (chart). These were created by Climate Action Tracker and show different scenarios ranging from current political projections to short-term country pledges (until 2030) and long-term country pledges (until 2050).

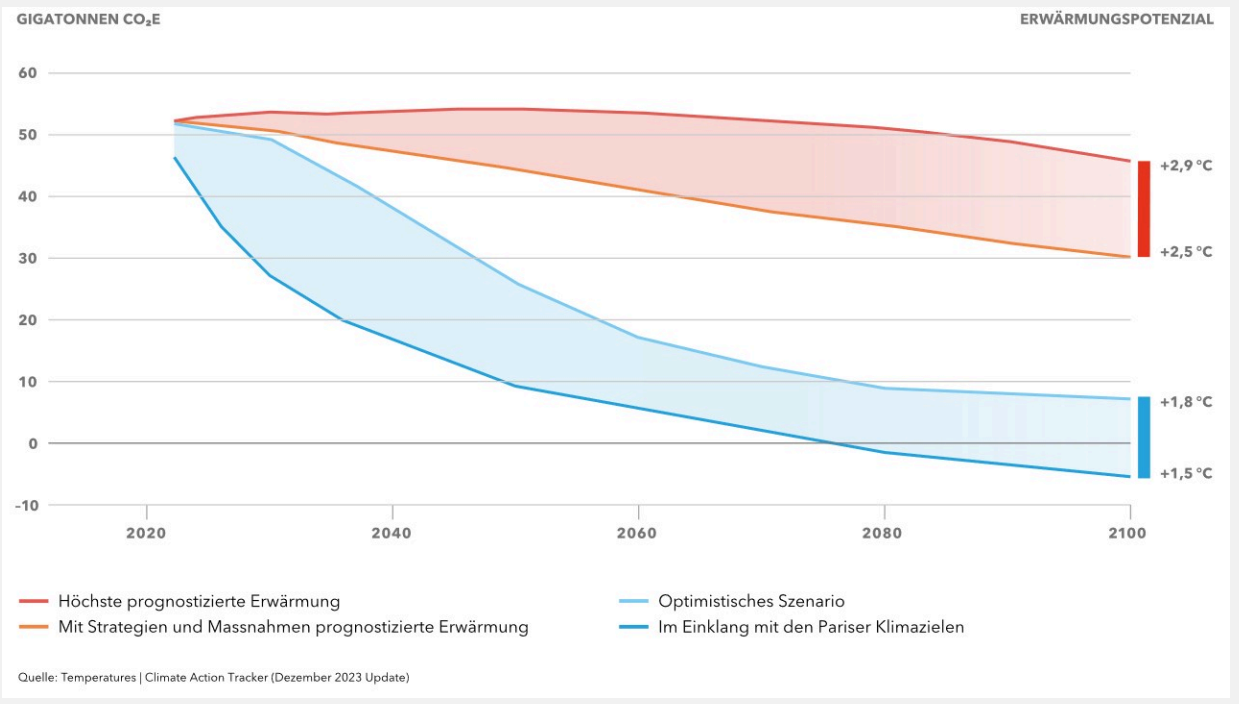

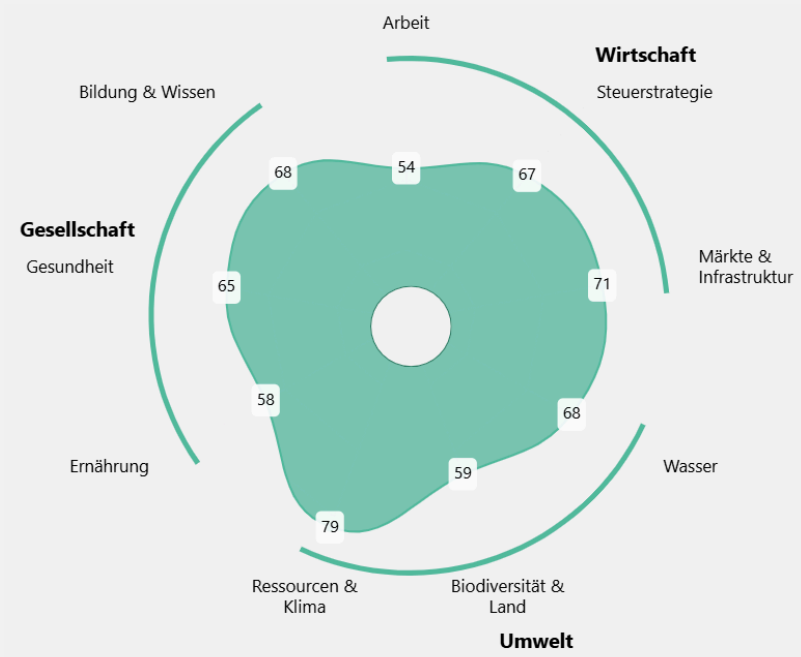

Globalance Footprint

The Globalance Footprint shows what assets do in the world - in the areas of economy, society and environment. Whether shares, real estate or tangible assets: We make a systematic assessment of the impact of all investments. Our grid is simple and objective. A total of nine criteria represent sustainable foundations for prosperity, the future viability of society and the preservation of our natural life-support systems. The Footprint is positive if the value is greater than 54.

This document is exclusively for information purposes. It constitutes neither an invitation nor a recommendation to purchase, hold or sell financial instruments or banking services, and it does not release the recipient from the responsibility to exercise his own judgement. In particular, the recipient is advised to check the appropriateness of the information to his own circumstances as well as its legal, regulatory, fiscal and other consequences — ideally with the aid of an adviser. Historical performance data does not provide any guarantee of future trends. Investment in fund units is associated with risks, in particular of fluctuations in value and fluctuating returns. When surrendering fund units the investor may receive less money back than he originally invested. Foreign currencies also entail the risk of depreciation in relation to the investor's reference currency. The data and information contained in this publication has been compiled with the greatest of care by Globalance Bank AG. Nevertheless, Globalance Bank AG provides no guarantee of its correctness, completeness or reliability, nor any guarantee that it is up-to-date, and it accepts no liability for losses which may arise from the use of this information. This document may not be reproduced as a whole or in part without the written permission of the authors and Globalance Bank AG.