



Globalance Zukunftsbeweger Focused Fund

Geopolitical Tensions Weigh on Financial Markets

In March, international stock markets faced significant headwinds as military escalations in the Middle East triggered a wave of selling. The disruptions to critical energy infrastructure and key trade routes led to a surge in commodity prices. Concerns over sustained high energy costs and uncertainty regarding the duration of the conflict weighed perceptibly on the market environment, resulting in marked price declines. The Globalance Zukunftsbeweger Focused Fund could not escape this general market weakness and concluded the month with a negative performance. Nevertheless, the megatrends New Mobility and Climate & Energy provided positive impulses. Notable performers included BYD (a leading group in the field of electromobility and battery technology) and Ormat Technologies (a US operator of global geothermal power plants), which delivered double-digit monthly returns. Both titles demonstrated resilience and underscored the relevance of innovation-driven business models in a challenging market phase.



Investment Strategy

The Globalance Zukunftsbeweger Focused Fund makes targeted investments in roughly 70 equities which feature in the most innovative growth areas, such as digitalisation, new mobility or megacities.

Zukunftsbeweger (Futuremovers) are companies which respond successfully to the most important megatrends and derive above-average benefits from the growth potential of this sector.

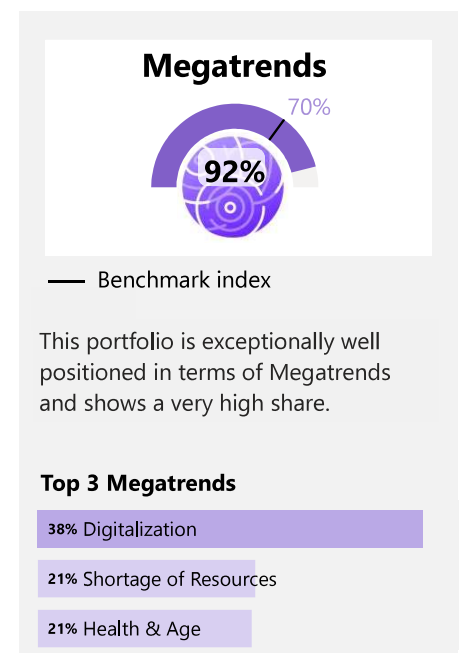
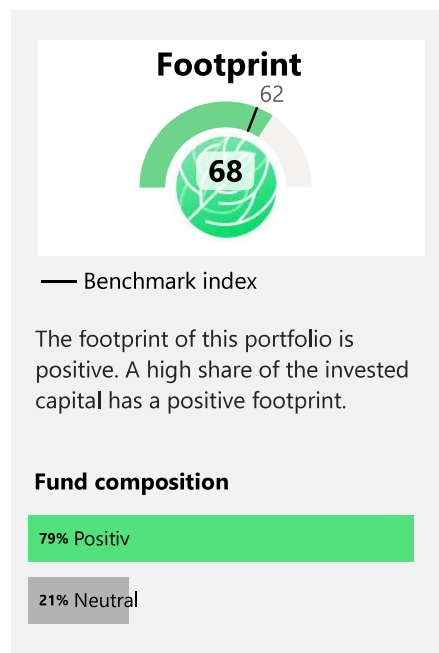
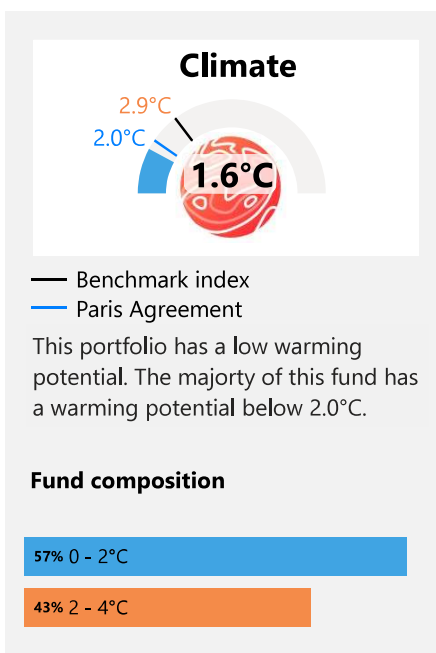
When making its selection Globalance Bank takes care to ensure that these companies have a positive Globalance Footprint®, i.e. a positive effect on the economy, society and the environment, as well as the lowest possible warming potential.

Statistics (performance and risk)

Performance year to date	-8.8%
Performance month of March	-1.4%
Sharpe Ratio	n/a
Annualized volatility	19.0%
Annualized performance (since 11.11.2019)	-1.8%

5 reasons for the Globalance future mover Focused

- + Attractive potential returns thanks to the two-digit revenue growth rates
- + Direct participation in disruptive future topics
- + Fewer risks thanks to compliance with the 2.0°C climate target of the Paris Agreement
- + Alignment with a sustainable economy, society and environment
- + Global investment universe ensures access to the best investment options from around the world





Share Classe B (CHF)

Return and key figures

Performance month of March



Performance year to date



Net return

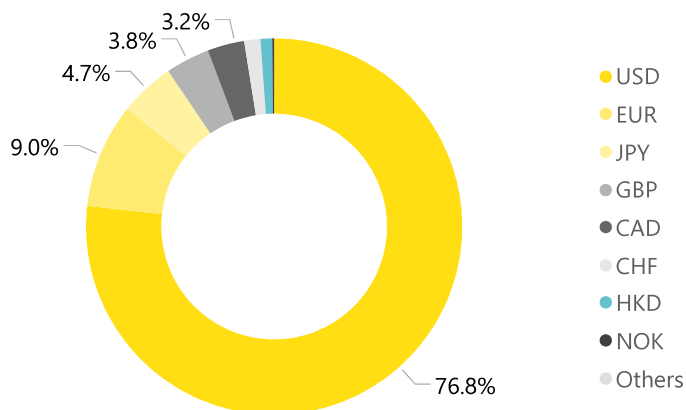
	Jan	Feb	Mar	Apr	May	Jun	Jul	Aug	Sep	Oct	Nov	Dec	Total
2026	-4.8%	-2.9%	-1.4%										-8.8%
2025	6.3%	-4.2%	-7.6%	-5.0%	6.2%	-0.1%	-0.8%	0.3%	-1.3%	0.7%	-1.9%	-2.1%	-10.0%
2024	-1.9%	5.6%	5.2%	-4.7%	0.7%	-1.8%	2.7%	-2.2%	1.5%	1.6%	6.8%	-0.7%	12.7%
2023	9.0%	-1.2%	-0.5%	-2.8%	1.1%	2.3%	0.6%	-3.0%	-3.7%	-7.7%	7.4%	4.9%	5.2%
2022	-8.5%	-2.4%	5.1%	-7.2%	-3.9%	-9.0%	11.0%	-4.0%	-10.5%	4.0%	2.9%	-7.5%	-28.2%
2021	2.1%	2.4%	2.6%	-1.4%	-2.4%	4.8%	-3.6%	1.7%	-4.4%	4.6%	-4.9%	-1.1%	-0.2%
2020	0.3%	-5.1%	-14.9%	14.4%	7.5%	1.0%	3.6%	7.1%	0.9%	-2.2%	12.6%	2.2%	26.8%
2019											1.8%	-1.3%	0.5%

Capital share

Currencies

The top positions

1	Mondi	2.0%
2	BYD	2.0%
3	Schneider Electric	1.8%
4	Kao	1.8%
5	Symrise	1.8%
6	Straumann	1.8%
7	American Tower Corp	1.8%
8	Cognizant Technology Solutions	1.8%
9	Neurocrine Biosciences	1.8%
10	New York Times	1.8%



Fund data

Management and distribution fee	1.6%	Representative	Acolin Fund Services AG, Zurich
Share Classe	B (CHF)	Subscriptions and redemptions	Each trading day, at all distribution and payment agents
Accounting currency	CHF	Investment advisor	Globalance Bank AG
Fund assets (mil.)	CHF 72.8	Contact	info@globalance.com
Net asset value per unit	CHF 88.9	Legal form	SICAV under Luxembourg law
ISIN	LU2049785145	Permitted for distribution	Switzerland, Luxembourg
Minimum investment	None	FINMA	The fund was authorized by the FINMA in Switzerland.
		Custodian bank	UBS (Luxembourg) AG
		Payment agent in Switzerland	UBS (Switzerland) AG



Climate

Warming potential of Globalance Zukunftsbeweger Focused Fund




This portfolio has a low warming potential

The warming potential is based on a methodology developed by MSCI ESG and indicates whether a portfolio is within the agreed target of the 2015 Paris Climate Agreement. For the calculation, the values of the individual investments are capital-weighted and added together.

Climate



SPI (CH)



DAX (DE)



STOXX EUROPE 600

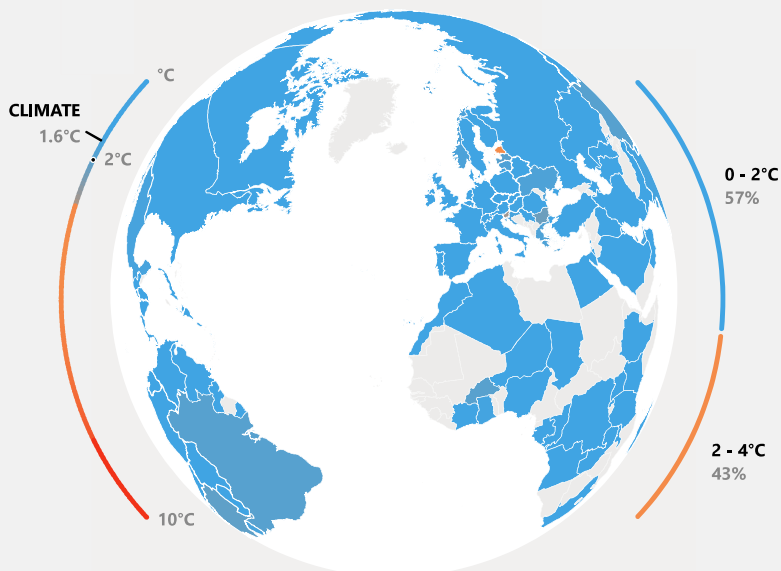


S&P 500 (US)



Climate

Distribution of the fund



Climate-Score

The assets with the best climate score

1	Prysmian S.p.A.	1.3°C
2	Cognizant Technology Solutions Corporation Class A	1.3°C
3	RELX PLC	1.3°C
4	Daiichi Life Group. Inc.	1.3°C
5	Visa Inc. Class A	1.3°C
6	Palo Alto Networks, Inc.	1.3°C
7	AstraZeneca PLC	1.3°C
8	Hydro One Limited	1.3°C
9	Swiss Re AG	1.3°C
10	Globant SA	1.4°C



Footprint

The impact of Globalance Zukunftsbeweger Focused Fund on the economy, society and the environment




The footprint of this portfolio is positive

The Globalance Footprint® shows what our investors assets around the world are doing - individually and at a glance. Our grid is simple and objective. We assess the contribution to economic prosperity, the sustainability of society and the preservation of our natural resources on the basis of nine themes.


Footprint




SPI (CH)



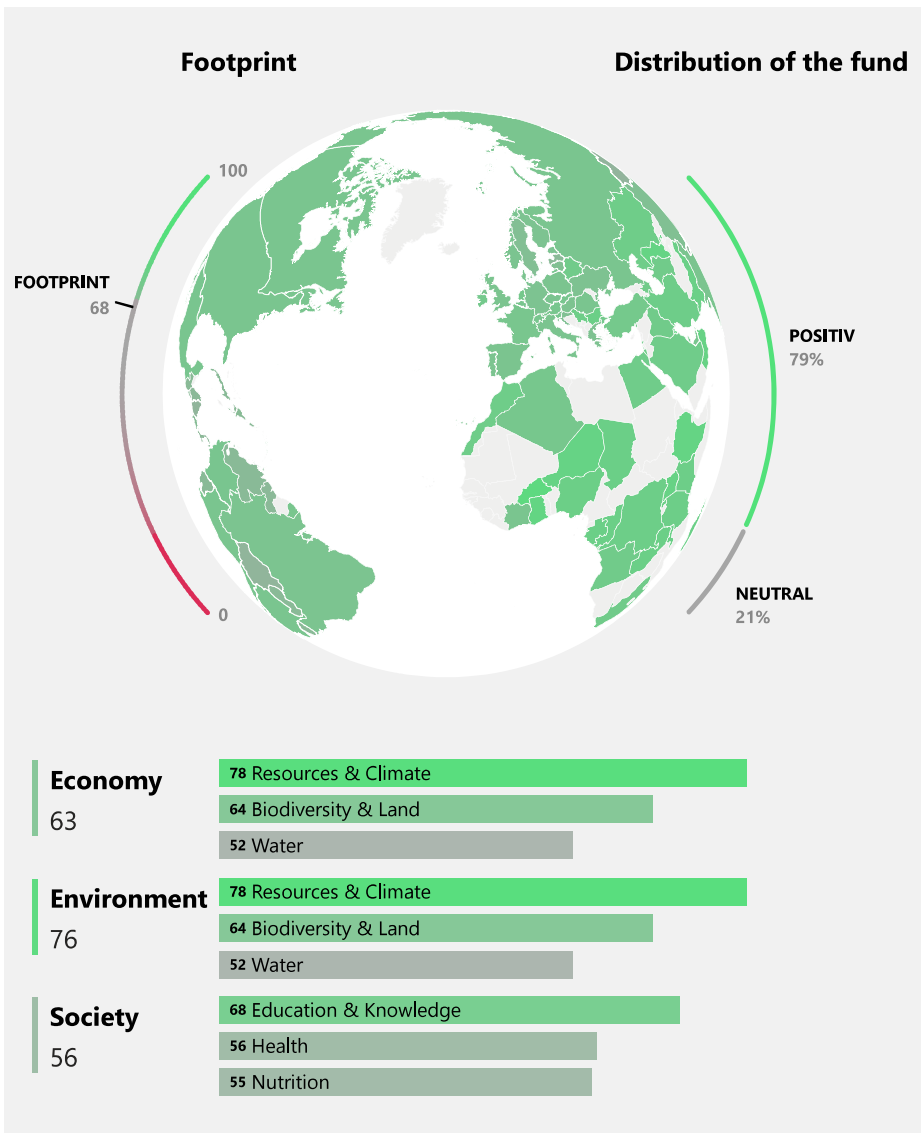

DAX (DE)



STOXX EUROPE 600



S&P 500 (US)



Footprint-Score

The companies with the best Footprint score

1	Swiss Re AG	96
2	EssilorLuxottica SA	95
3	Redcare Pharmacy N.V.	94
4	Systemx Corporation	94
5	Equinix, Inc.	89
6	Nextpower Inc. Class A	88
7	Schneider Electric SE	86
8	Palo Alto Networks, Inc.	85
9	First Solar, Inc.	85
10	American Tower Corporation	84



Megatrends

So many future themes are included in Globalance Zukunftsbeweger Focused Fund



This portfolio is exceptionally well positioned in terms of Megatrends

The Globalance megatrend score shows the average share of the portfolio's revenue generated in one or more megatrends. For the calculation, the megatrend shares of the individual investments are capital-weighted and added together.

Megatrends



SPI (CH)



DAX (DE)



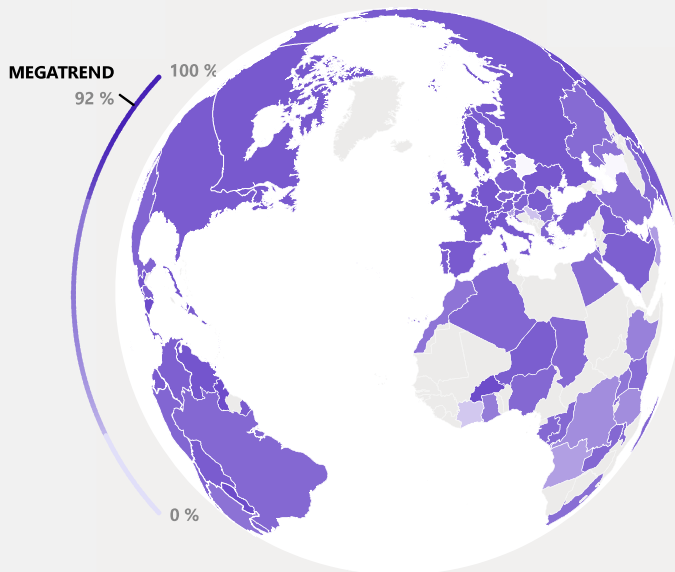
STOXX EUROPE 600



S&P 500 (US)

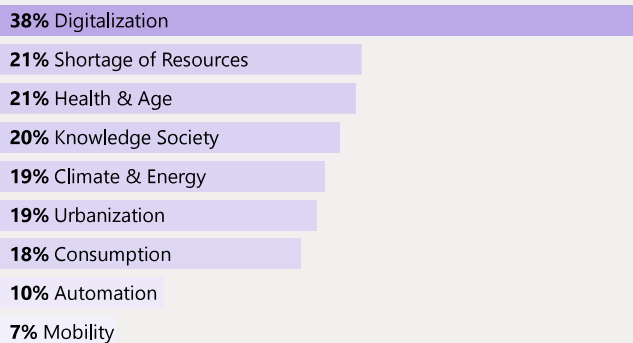


Megatrends



Megatrend

92%



Megatrend-Score

The companies with the best Megatrend score

- 1 Swiss Re AG
- 2 Meridian Energy Limited
- 3 Vertiv Holdings Co. Class A
- 4 Netflix, Inc.
- 5 Neurocrine Biosciences, Inc.
- 6 Everpure, Inc. Class A
- 7 Prysmian S.p.A.
- 8 Hydro One Limited
- 9 Sprouts Farmers Market, Inc.
- 10 Uber Technologies, Inc.

Information

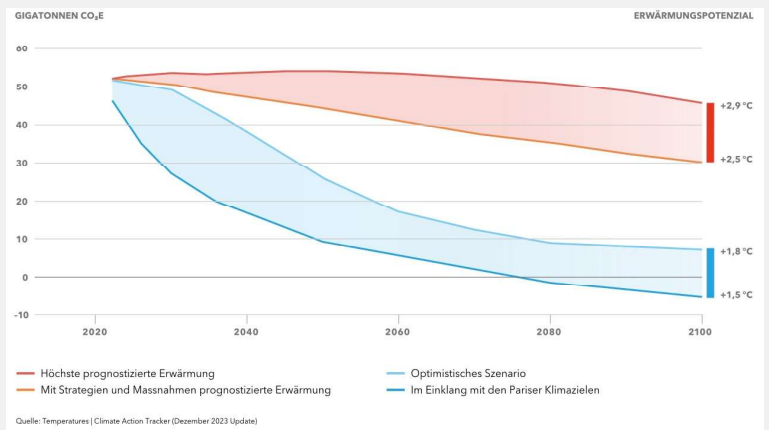


The effect of the portfolio

Increasing weather extremes, the melting of the polar ice caps and other consequences can be directly linked to global warming. The climate crisis has an impact on wealth and vice versa. The principles of sustainability are the foundations for a livable society and a healthy environment. Integrating sustainability into a portfolio increases the resilience and potential of assets.

The warming potential in a global context

To put the warming potential in perspective, we show the possible global emissions pathways to 2100 (chart). These were created by Climate Action Tracker and show different scenarios ranging from current political projections to short-term country pledges (until 2030) and long-term country pledges (until 2050).



Globalance Footprint

The Globalance Footprint shows what assets do in the world - in the areas of economy, society and environment. Whether shares, real estate or tangible assets: We make a systematic assessment of the impact of all investments. Our grid is simple and objective. A total of nine criteria represent sustainable foundations for prosperity, the future viability of society and the preservation of our natural life-support systems. The Footprint is positive if the value is greater than 54.

This document is exclusively for information purposes. It constitutes neither an invitation nor a recommendation to purchase, hold or sell financial instruments or banking services, and it does not release the recipient from the responsibility to exercise his own judgement. In particular, the recipient is advised to check the appropriateness of the information to his own circumstances as well as its legal, regulatory, fiscal and other consequences — ideally with the aid of an adviser. Historical performance data does not provide any guarantee of future trends. Investment in fund units is associated with risks, in particular of fluctuations in value and fluctuating returns. When surrendering fund units the investor may receive less money back than he originally invested. Foreign currencies also entail the risk of depreciation in relation to the investor's reference currency. The data and information contained in this publication has been compiled with the greatest of care by Globalance Bank AG. Nevertheless, Globalance Bank AG provides no guarantee of its correctness, completeness or reliability, nor any guarantee that it is up-to-date, and it accepts no liability for losses which may arise from the use of this information. This document may not be reproduced as a whole or in part without the written permission of the authors and Globalance Bank AG.