



# Globalance Zukunftbeweger Focused Fund

## Trade conflicts continue to put pressure on equities

The latest developments in US tariff policy and the associated fears of inflation are weighing on consumer confidence and leading to further uncertainty in the markets. Despite positive impulses from Europe, the global environment remains very challenging in view of growing deglobalization and rising trade barriers (tariffs). The correction on the stock markets continued accordingly. The stabilizing megatrends of «new mobility», particularly the positive performance of BYD (Chinese company with a focus on electromobility and batteries, known for its electric buses), and «urbanization» with Airtel Africa (innovative mobile phone provider in 14 African countries) were also only able to cushion the overall development to a limited extent.



### Investment Strategy

The Globalance Zukunftbeweger Focused fund makes targeted investments in roughly 70 equities which feature in the most innovative growth areas, such as digitalisation, new mobility or megacities.

Zukunftbeweger (Futuremovers) are companies which respond successfully to the most important megatrends and derive above-average benefits from the growth potential of this sector.

When making its selection Globalance Bank takes care to ensure that these companies have a positive Globalance Footprint®, i.e. a positive effect on the economy, society and the environment, as well as the lowest possible warming potential.

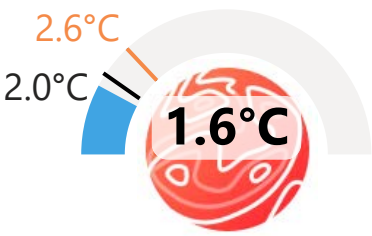
### Statistics (performance and risk)

Performance month of March	-7.60%
Performance year to date	-5.80%
Sharpe Ratio	0.1
Annualized performance (since 11.11.2019)	1.20%
Annualized volatility	19.40%

### 5 reasons for the Globalance future mover Focused

- + Attractive potential returns thanks to the two-digit revenue growth rates
- + Direct participation in disruptive future topics
- + Fewer risks thanks to compliance with the 2 °C climate target of the Paris Agreement
- + Alignment with a sustainable economy, society and environment
- + Global investment universe ensures access to the best investment options from around the world


### Climate



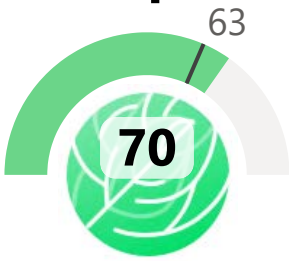
— Benchmark index  
— Paris Agreement

This portfolio has a low warming potential. The majority of this fund has a warming potential below 2 °C.

#### Fund composition



### Footprint



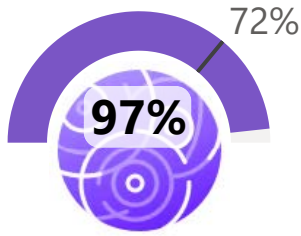
— Benchmark index

The footprint of this portfolio is positive. A high share of the invested capital has a positive footprint.

#### Fund composition



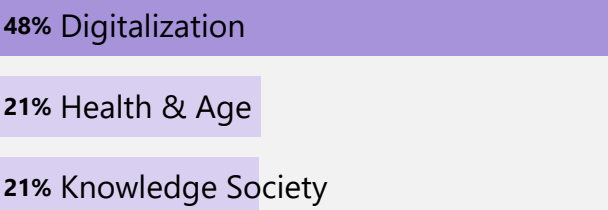
### Megatrends



— Benchmark index

This portfolio is exceptionally well positioned in terms of Megatrends and shows a very high share.

#### Top 3 Megatrends





Share Classe I (CHF)

Return and key figures

Performance month of March



Performance year to date



Net return

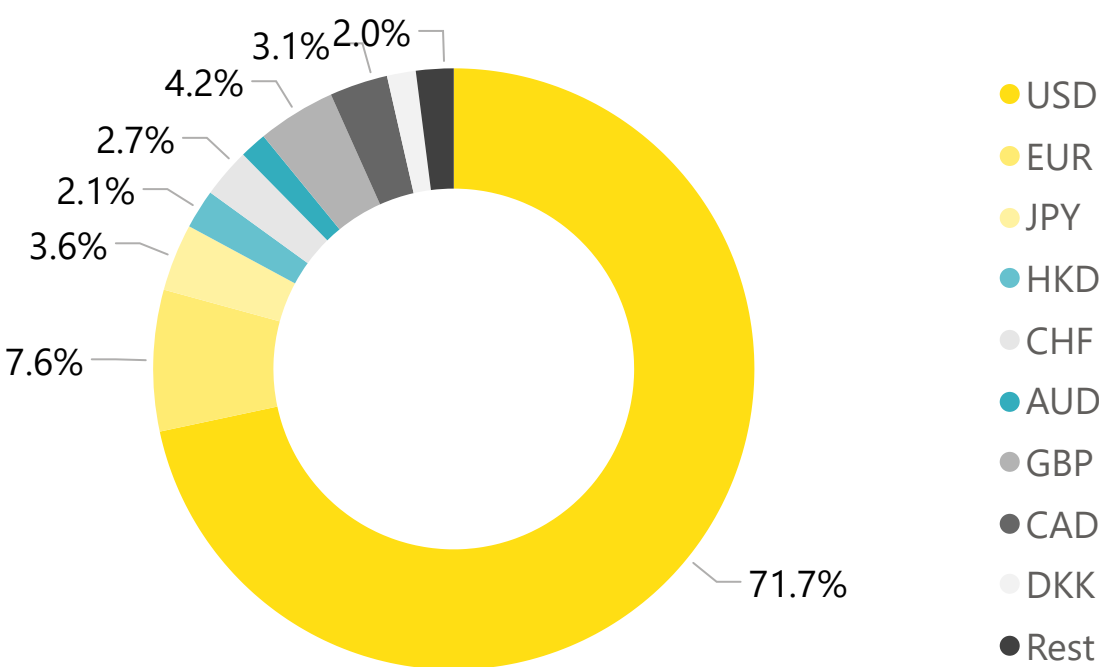
	Jan	Feb	Mär	Apr	Mai	Jun	Jul	Aug	Sep	Okt	Nov	Dez	Total
2025	6.3%	-4.1%	-7.6%										-5.8%
2024	-1.9%	5.7%	5.2%	-4.6%	0.7%	-1.7%	2.8%	-2.1%	1.6%	1.6%	6.9%	-0.6%	13.7%
2023	9.1%	-1.1%	-0.5%	-2.7%	1.2%	2.4%	0.7%	-2.9%	-3.6%	-7.7%	7.5%	5.0%	6.1%
2022	-8.4%	-2.3%	5.1%	-7.2%	-3.8%	-8.9%	11.1%	-3.9%	-10.5%	4.1%	2.9%	-7.4%	-27.6%
2021	2.2%	2.4%	2.6%	-1.3%	-2.3%	4.9%	-3.5%	1.8%	-4.3%	4.7%	-4.8%	-1.0%	0.7%
2020	0.4%	-5.0%	-14.9%	14.4%	7.5%	1.0%	3.7%	7.1%	1.0%	-2.1%	12.7%	2.3%	27.9%
2019											1.9%	-1.2%	0.6%

Capital share

The top 10 positions

1	Airtel Africa PLC	2.3%
2	Okta Inc. A	2.2%
3	BYD Co. Ltd.	2.1%
4	Swiss Re AG	2.0%
5	Ormat Technologies Inc.	1.9%
6	Bright Horizons Family Sol.Inc	1.9%
7	ADT Inc.	1.9%
8	AstraZeneca PLC	1.9%
9	Redcare Pharmacy N.V.	1.8%
10	Sugi Holdings Co. Ltd.	1.7%

Currencies



Fund data

Share Classe	I (CHF)	Legal form	SICAV under Luxembourg law
Minimum investment	Deposit of > CHF	Subscriptions and redemptions	Each trading day, at all distribution and payment agents
Accounting currency	CHF	Permitted for distribution	Switzerland, Luxembourg
Net asset value per unit	CHF 106.6	Payment agent in Switzerland	Credit Suisse (Switzerland) AG
Fund assets (mil.)	CHF 94.1	Representative	Acolin Fund Services AG, Zurich
Management and distribution fee	0.8%	Custodian bank	Credit Suisse (Luxembourg) AG
		Investment advisor	Globalance Bank AG
ISIN	LU2049785574	Contact	info@globalance.com
		FINMA	The fund was authorized by the FINMA in Switzerland.



Climate

Warming potential of Globalance Zukunftsbeweger Focused Fund



This portfolio has a low warming potential

The warming potential is based on a methodology developed by MSCI ESG and indicates whether a portfolio is within the agreed target of the 2015 Paris Climate Agreement. For the calculation, the values of the individual investments are capital-weighted and added together.


Climate




SPI (SCHWEIZ)



DAX (DEUTSCHLAND)



STOXX EUROPE 600

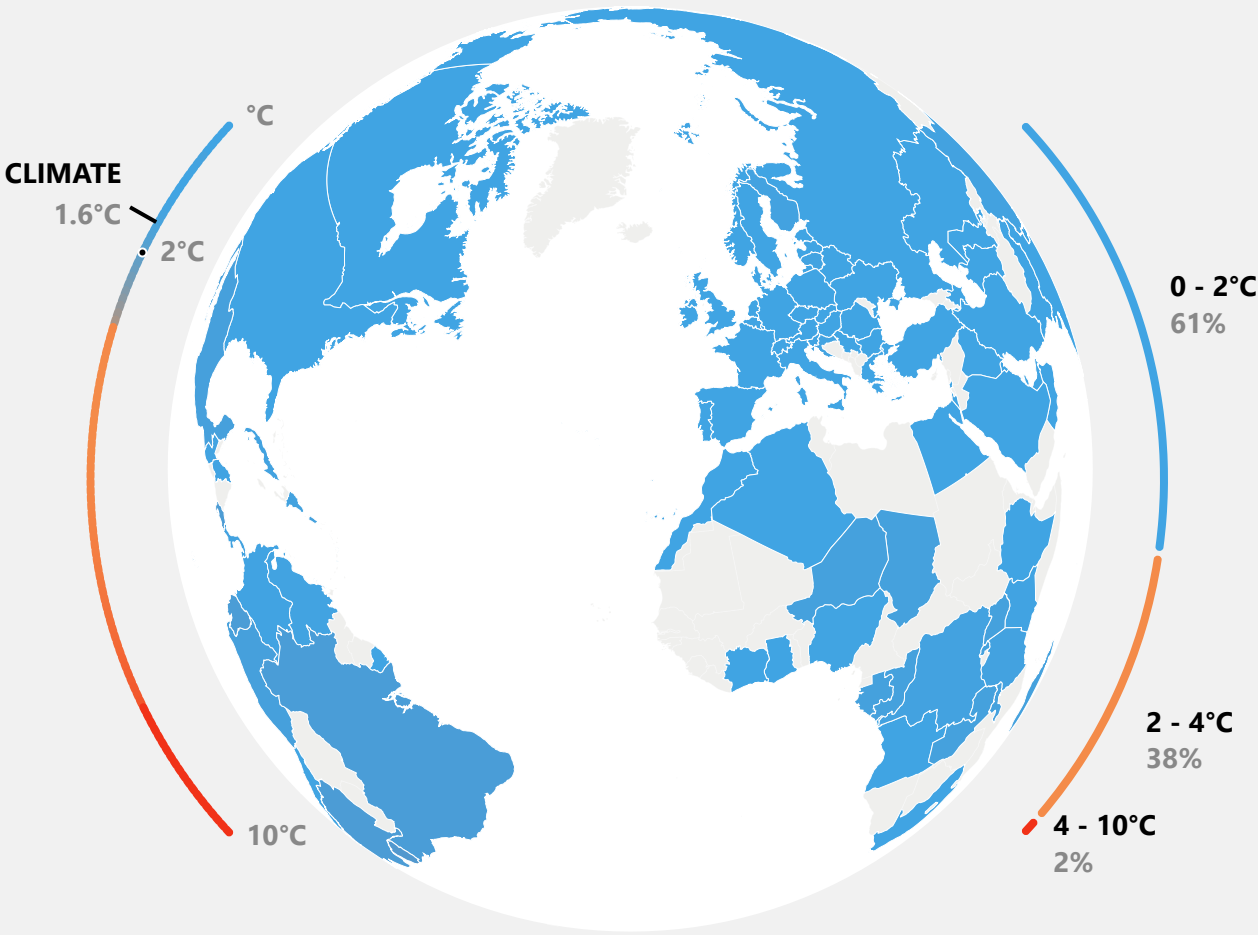


S&P 500 (USA)



Climate

Distribution of the fund




Climate-Score

The assets with the best climate score

1	AstraZeneca PLC	1.3°C
2	Tetra Tech, Inc.	1.3°C
3	Swiss Re AG	1.3°C
4	Stantec Inc	1.3°C
5	Visa Inc. Class A	1.3°C
6	Meridian Energy Limited	1.3°C
7	Block, Inc. Class A	1.3°C
8	Dai-ichi Life Holdings, Inc.	1.3°C
9	Globant SA	1.4°C
10	Genmab A/S	1.4°C



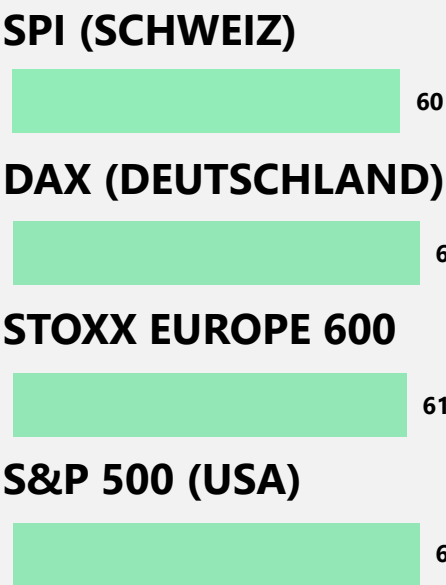
Footprint



The footprint of this portfolio is positive

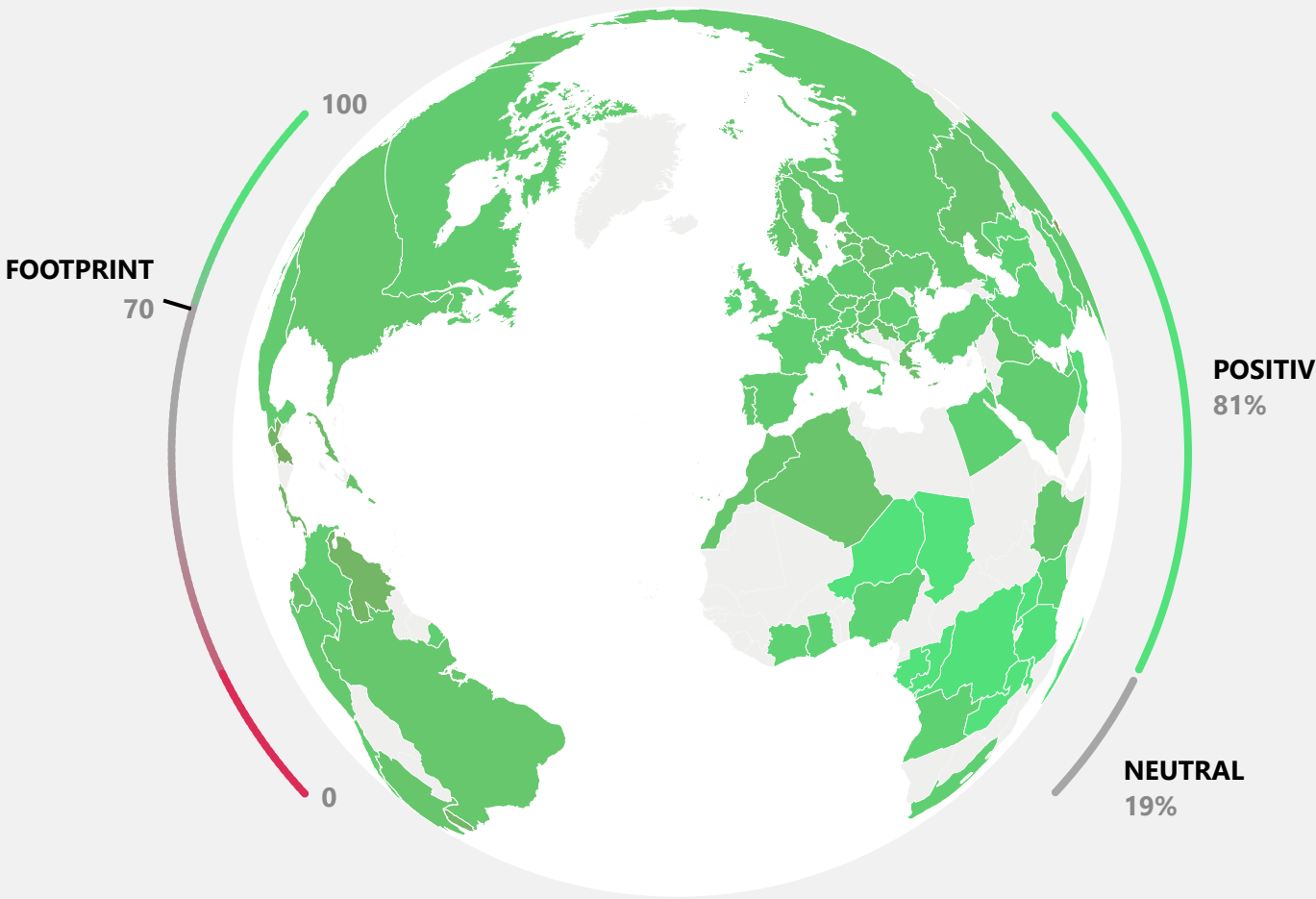
The Globalance Footprint® shows what our investors assets around the world are doing - individually and at a glance. Our grid is simple and objective. We asses the contribution to economic prosperity, the sustainability of society and the preservation of our natural resources on the basis of nine themes.

Footprint



Footprint

Distribution of the fund



Economy

63



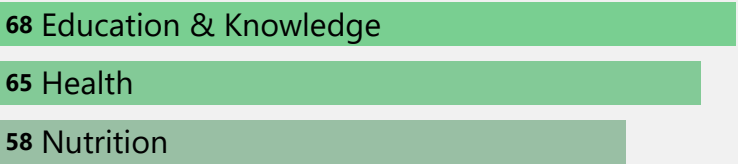
Environment

77



Society

64



Footprint-Score

The companies with the best Footprint score

1	ICON Plc	98
2	Redcare Pharmacy N.V.	94
3	EssilorLuxottica SA	93
4	Schneider Electric SE	89
5	Nextracker Inc. Class A	88
6	Iridium Communications Inc.	85
7	Sugi Holdings Co., Ltd.	85
8	Illumina, Inc.	84
9	Swiss Re AG	84
10	Seek Limited	83



# Megatrends

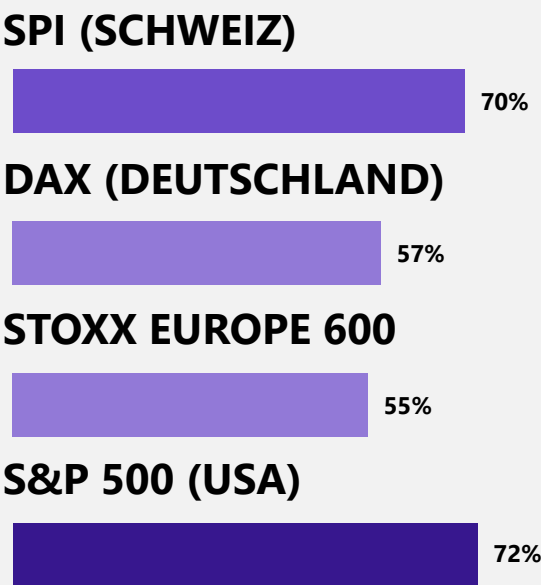
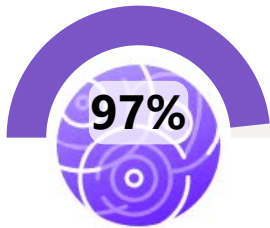
So many future themes are included in Globalance Zukunftbeweger Focused Fund



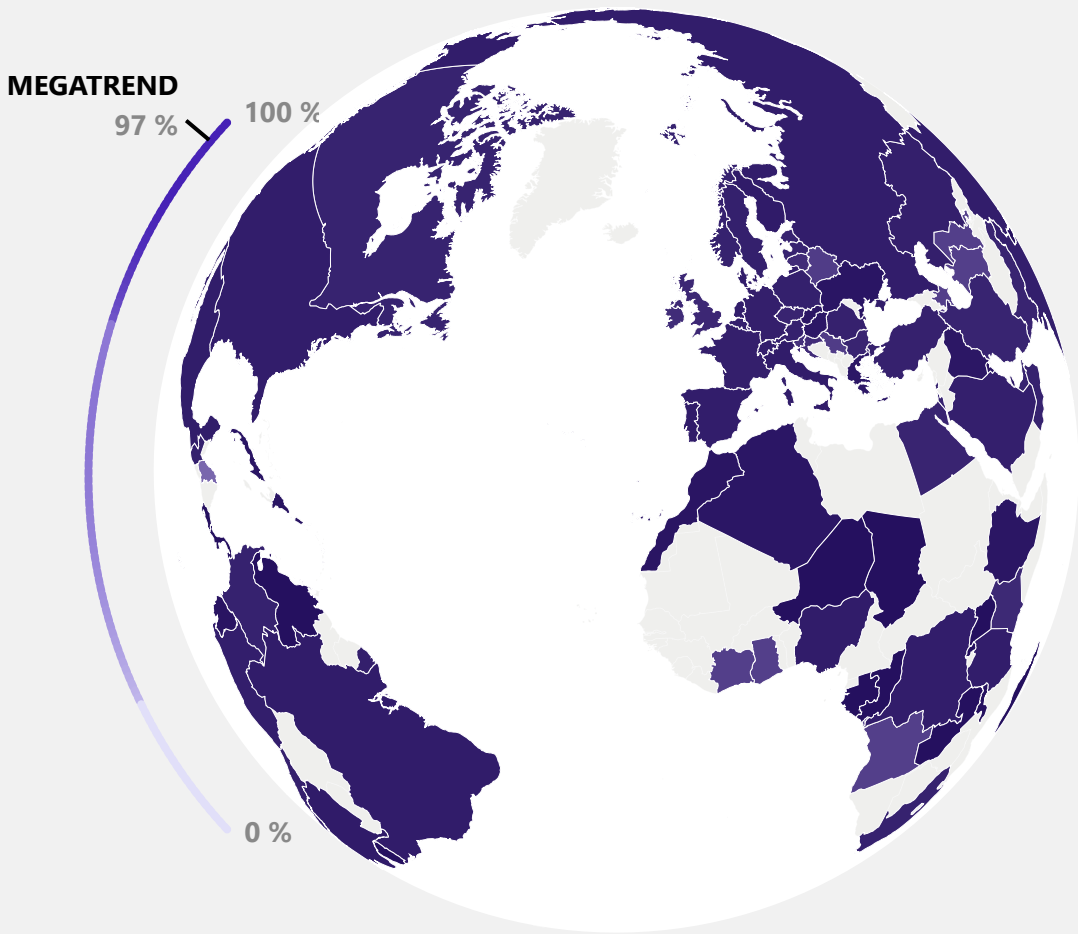
## This portfolio is exceptionally well positioned in terms of Megatrends

The Globalance megatrend score shows the average share of the portfolio's revenue generated in one or more megatrends. For the calculation, the megatrend shares of the individual investments are capital-weighted and added together.

### Megatrends

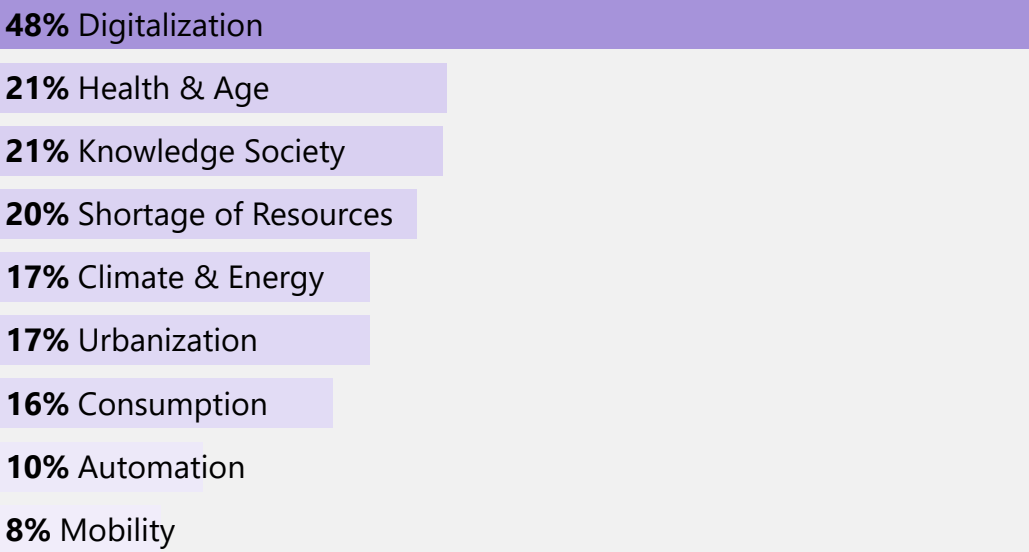


### Megatrends



#### Megatrend

97%




### Megatrend-Score

The companies with the best Megatrend score

1	ICON Plc
2	VAT Group AG
3	Dai-ichi Life Holdings, Inc.
4	Alphabet Inc. Class A
5	AppLovin Corp. Class A
6	Marvell Technology, Inc.
7	Netflix, Inc.
8	Bright Horizons Family Solutions, Inc.
9	Sprouts Farmers Market, Inc.
10	adidas AG

## Weitere Informationen

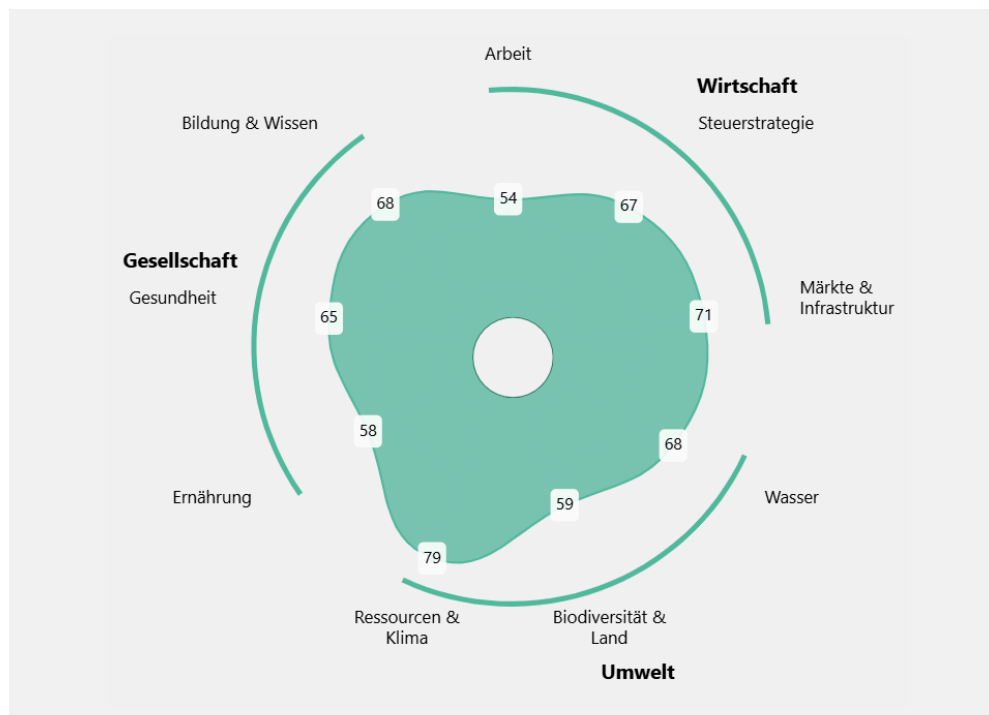
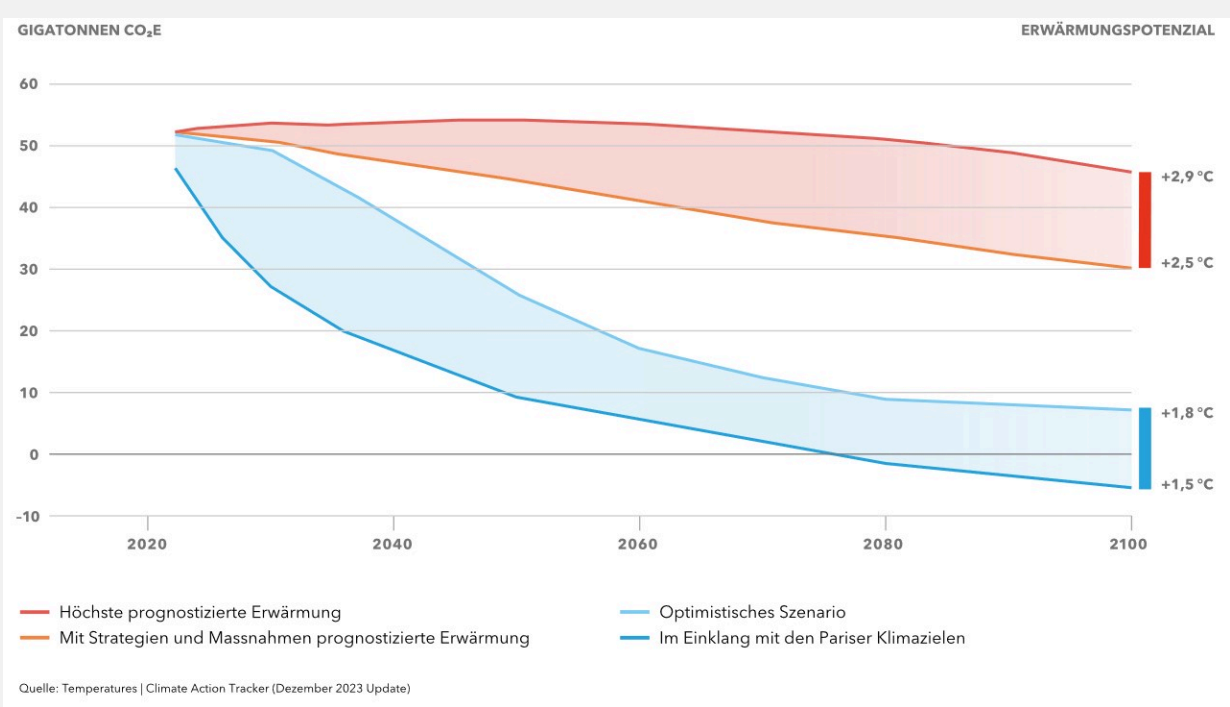


### The effect of the portfolio

Increasing weather extremes, the melting of the polar ice caps and other consequences can be directly linked to global warming. The climate crisis has an impact on wealth and vice versa. The principles of sustainability are the foundations for a livable society and a healthy environment. Integrating sustainability into a portfolio increases the resilience and potential of assets.

### The warming potential in a global context

To put the warming potential in perspective, we show the possible global emissions pathways to 2100 (chart). These were created by Climate Action Tracker and show different scenarios ranging from current political projections to short-term country pledges (until 2030) and long-term country pledges (until 2050).



### Globalance Footprint

The Globalance Footprint shows what assets do in the world - in the areas of economy, society and environment. Whether shares, real estate or tangible assets: We make a systematic assessment of the impact of all investments. Our grid is simple and objective. A total of nine criteria represent sustainable foundations for prosperity, the future viability of society and the preservation of our natural life-support systems. The Footprint is positive if the value is greater than 54.

This document is exclusively for information purposes. It constitutes neither an invitation nor a recommendation to purchase, hold or sell financial instruments or banking services, and it does not release the recipient from the responsibility to exercise his own judgement. In particular, the recipient is advised to check the appropriateness of the information to his own circumstances as well as its legal, regulatory, fiscal and other consequences — ideally with the aid of an adviser. Historical performance data does not provide any guarantee of future trends. Investment in fund units is associated with risks, in particular of fluctuations in value and fluctuating returns. When surrendering fund units the investor may receive less money back than he originally invested. Foreign currencies also entail the risk of depreciation in relation to the investor's reference currency. The data and information contained in this publication has been compiled with the greatest of care by Globalance Bank AG. Nevertheless, Globalance Bank AG provides no guarantee of its correctness, completeness or reliability, nor any guarantee that it is up-to-date, and it accepts no liability for losses which may arise from the use of this information. This document may not be reproduced as a whole or in part without the written permission of the authors and Globalance Bank AG.