

Globalance Zukunftbeweger Focused Fund

Positive Impulses from Geopolitical Easing

Financial markets showed a marked recovery in May after the United States and China agreed on a temporary reduction of existing tariffs. The prospect of de-escalation in the trade conflict provided a tailwind for the stock markets. In addition, the unexpectedly withdrawn threat of punitive tariffs against the EU further boosted market sentiment. In this environment, the Globalance Zukunftbeweger Focused Fund once again delivered a strong performance – particularly due to its focus on forward-looking megatrends such as urbanization and digitalization. Notable gains were achieved by Nextracker (a provider of solar tracking systems and associated software) and First Solar (a leading manufacturer of thin-film solar modules), both of which posted significant price increases. Overall, the fund was well-positioned in May, especially due to its clear focus on long-term, socially relevant themes with high innovation potential.

Statistics (performance and risk)

Performance month of May	6.3%
Performance year to date	-4.9%
Sharpe Ratio	0.1
Annualized performance (since 11.11.2019)	1.3%
Annualized volatility	19.7%



Investment Strategy

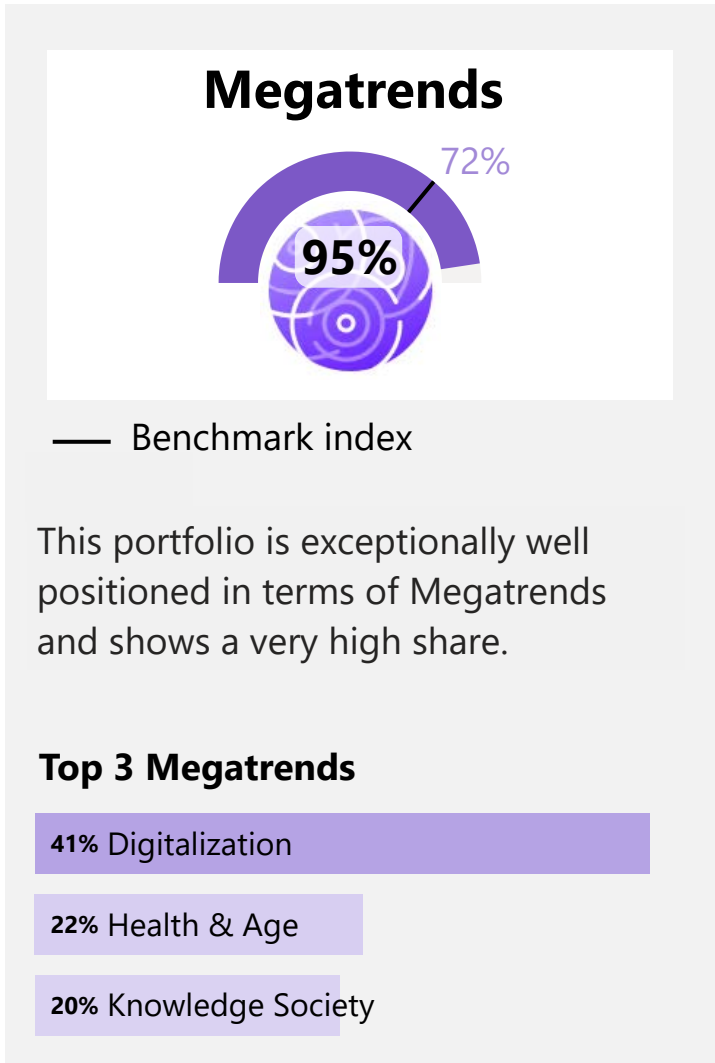
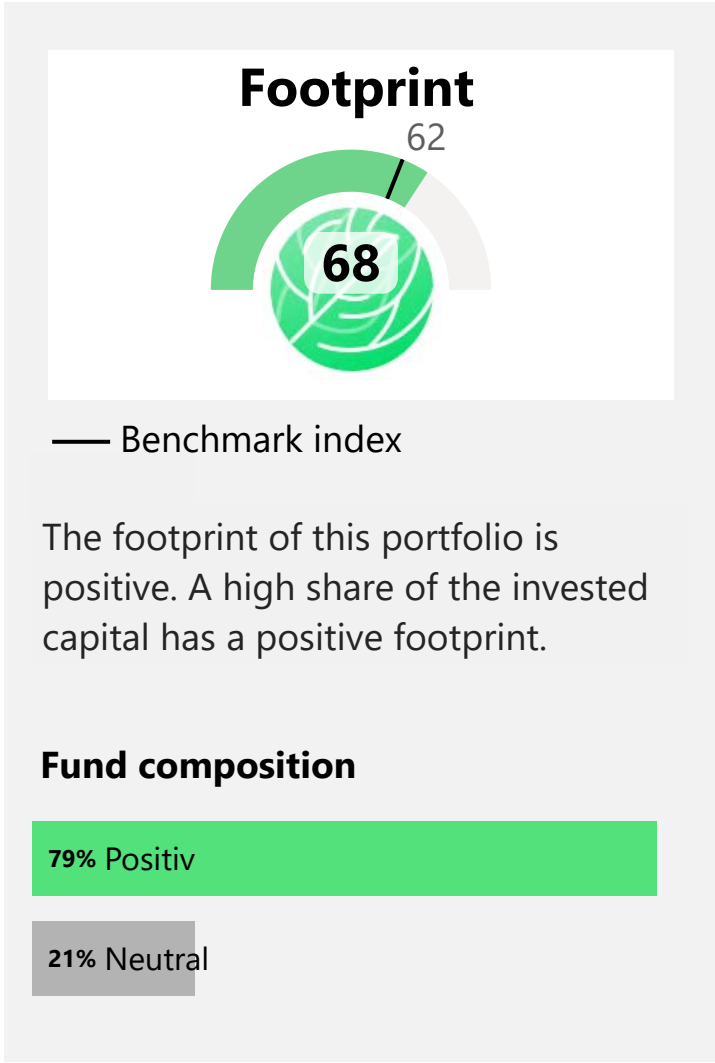
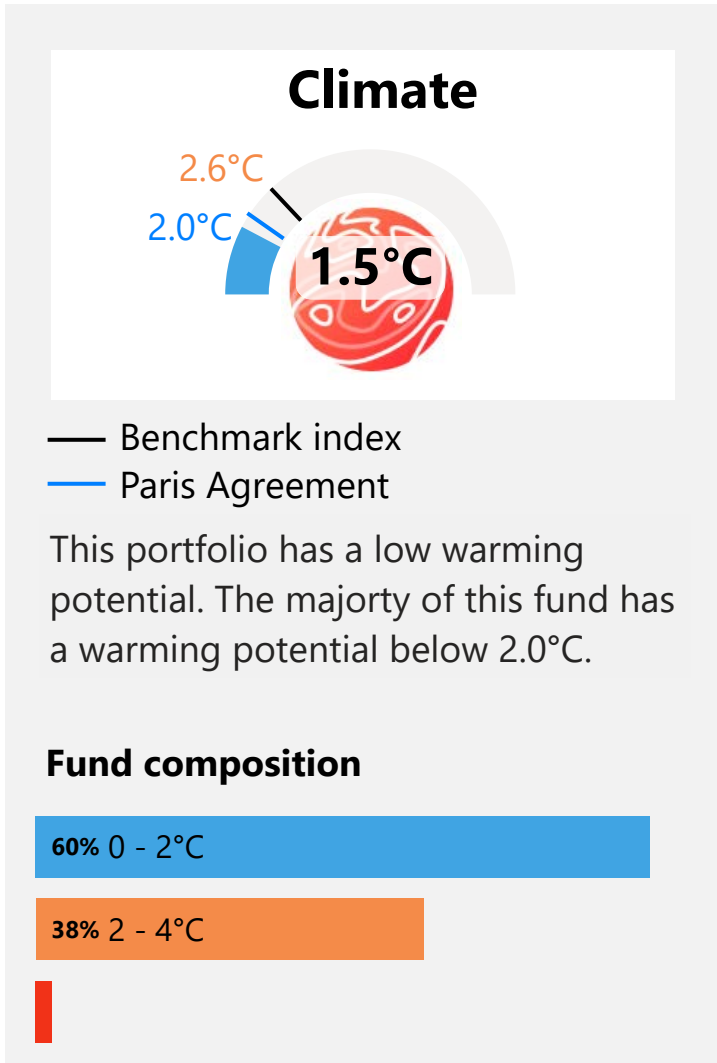
The Globalance Zukunftbeweger Focused fund makes targeted investments in roughly 70 equities which feature in the most innovative growth areas, such as digitalisation, new mobility or megacities.

Zukunftbeweger (Futuremovers) are companies which respond successfully to the most important megatrends and derive above-average benefits from the growth potential of this sector.

When making its selection Globalance Bank takes care to ensure that these companies have a positive Globalance Footprint®, i.e. a positive effect on the economy, society and and the environment, as well as the lowest possible warming potential.

5 reasons for the Globalance future mover Focused

- + Attractive potential returns thanks to the two-digit revenue growth rates
- + Direct participation in disruptive future topics
- + Dewater risks thanks to compliance with the 2.0°C climate target of the Paris Agreement
- + Alignment with a sustainable economy, society and environment
- + Global investment universe ensures access to the best investment options from around the world



Share Classe I (CHF)

Return and key figures

Performance month of May



Performance year to date



Net return

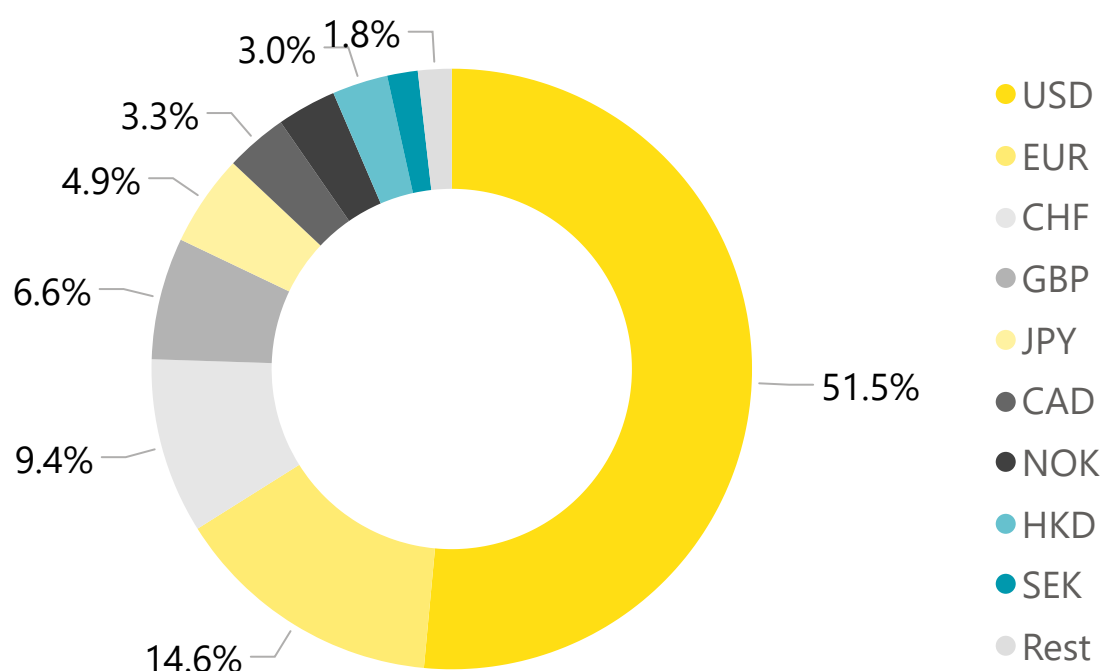
	Jan	Feb	Mar	Apr	May	Jun	Jul	Aug	Sep	Oct	Nov	Dec	Total
2025	6.3%	-4.1%	-7.6%	-5.0%	6.3%								-4.9%
2024	-1.9%	5.7%	5.2%	-4.6%	0.7%	-1.7%	2.8%	-2.1%	1.6%	1.6%	6.9%	-0.6%	13.7%
2023	9.1%	-1.1%	-0.5%	-2.7%	1.2%	2.4%	0.7%	-2.9%	-3.6%	-7.7%	7.5%	5.0%	6.1%
2022	-8.4%	-2.3%	5.1%	-7.2%	-3.8%	-8.9%	11.1%	-3.9%	-10.5%	4.1%	2.9%	-7.4%	-27.6%
2021	2.2%	2.4%	2.6%	-1.3%	-2.3%	4.9%	-3.5%	1.8%	-4.3%	4.7%	-4.8%	-1.0%	0.7%
2020	0.4%	-5.0%	-14.9%	14.4%	7.5%	1.0%	3.7%	7.1%	1.0%	-2.1%	12.7%	2.3%	27.9%
2019											1.9%	-1.2%	0.6%

Capital share

The top positions

1	Dai-ichi Life	1.7%
2	Block	1.7%
3	Incyte	1.7%
4	Stantec	1.7%
5	Adyen	1.7%
6	AstraZeneca	1.7%
7	Airtel Africa	1.7%
8	ECOLAB	1.7%
9	Prysmian	1.7%
10	Amadeus IT Group	1.7%

Currencies



Fund data

Share Classe	I (CHF)	Legal form	SICAV under Luxembourg law
Minimum investment	Deposit of > CHF 0.1 M	Subscriptions and redemptions	Each trading day, at all distribution and payment agents
Accounting currency	CHF	Permitted for distribution	Switzerland, Luxembourg
Net asset value per unit	CHF 107.6	Payment agent in Switzerland	UBS (Switzerland) AG
Fund assets (mil.)	CHF 97.2	Representative	Acolin Fund Services AG, Zurich
Management and distribution fee	0.8%	Custodian bank	UBS (Luxembourg) AG
ISIN	LU2049785574	Investment advisor	Globalance Bank AG
		Contact	info@globalance.com
		FINMA	The fund was authorized by the FINMA in Switzerland.

Climate

Warming potential of Globalance Zukunftsbeweger Focused Fund




This portfolio has a low warming potential

The warming potential is based on a methodology developed by MSCI ESG and indicates whether a portfolio is within the agreed target of the 2015 Paris Climate Agreement. For the calculation, the values of the individual investments are capital-weighted and added together.


Climate




SPI (SCHWEIZ)



DAX (DEUTSCHLAND)



STOXX EUROPE 600

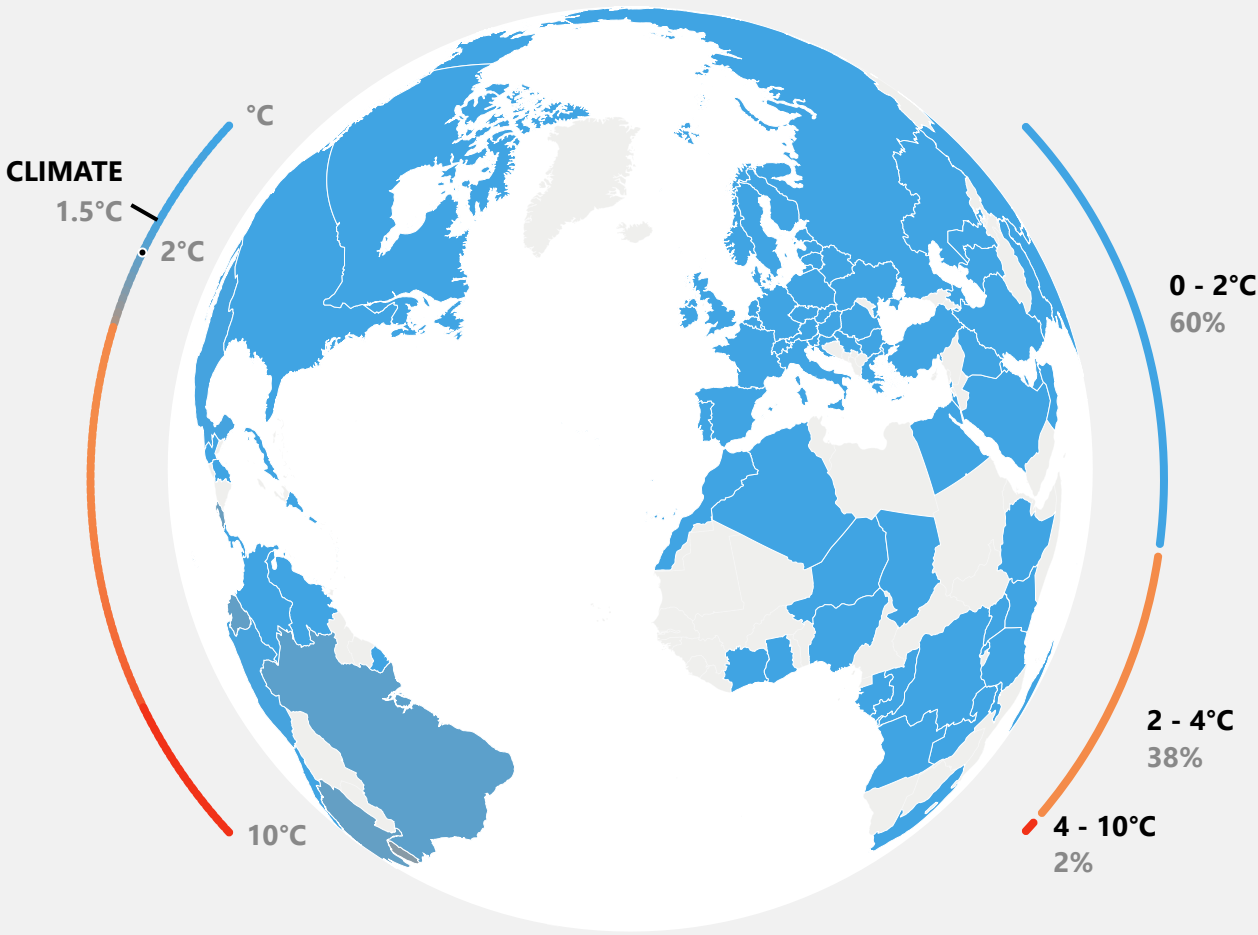


S&P 500 (USA)



Climate

Distribution of the fund




Climate-Score

The assets with the best climate score

1	Hydro One Limited	1.3°C
2	Swiss Re AG	1.3°C
3	Cognizant Technology Solutions Corporation Class A	1.3°C
4	RELX PLC	1.3°C
5	Block, Inc. Class A	1.3°C
6	Dai-ichi Life Holdings, Inc.	1.3°C
7	Visa Inc. Class A	1.3°C
8	AstraZeneca PLC	1.3°C
9	Stantec Inc	1.3°C
10	Globant SA	1.4°C

Footprint

The impact of Globalance Zukunftsbeweger Focused Fund on the economy, society and the environment




The footprint of this portfolio is positive

The Globalance Footprint® shows what our investors assets around the world are doing - individually and at a glance. Our grid is simple and objective. We asses the contribution to economic prosperity, the sustainability of society and the preservation of our natural resources on the basis of nine themes.


Footprint




SPI (SCHWEIZ)



DAX (DEUTSCHLAND)



STOXX EUROPE 600

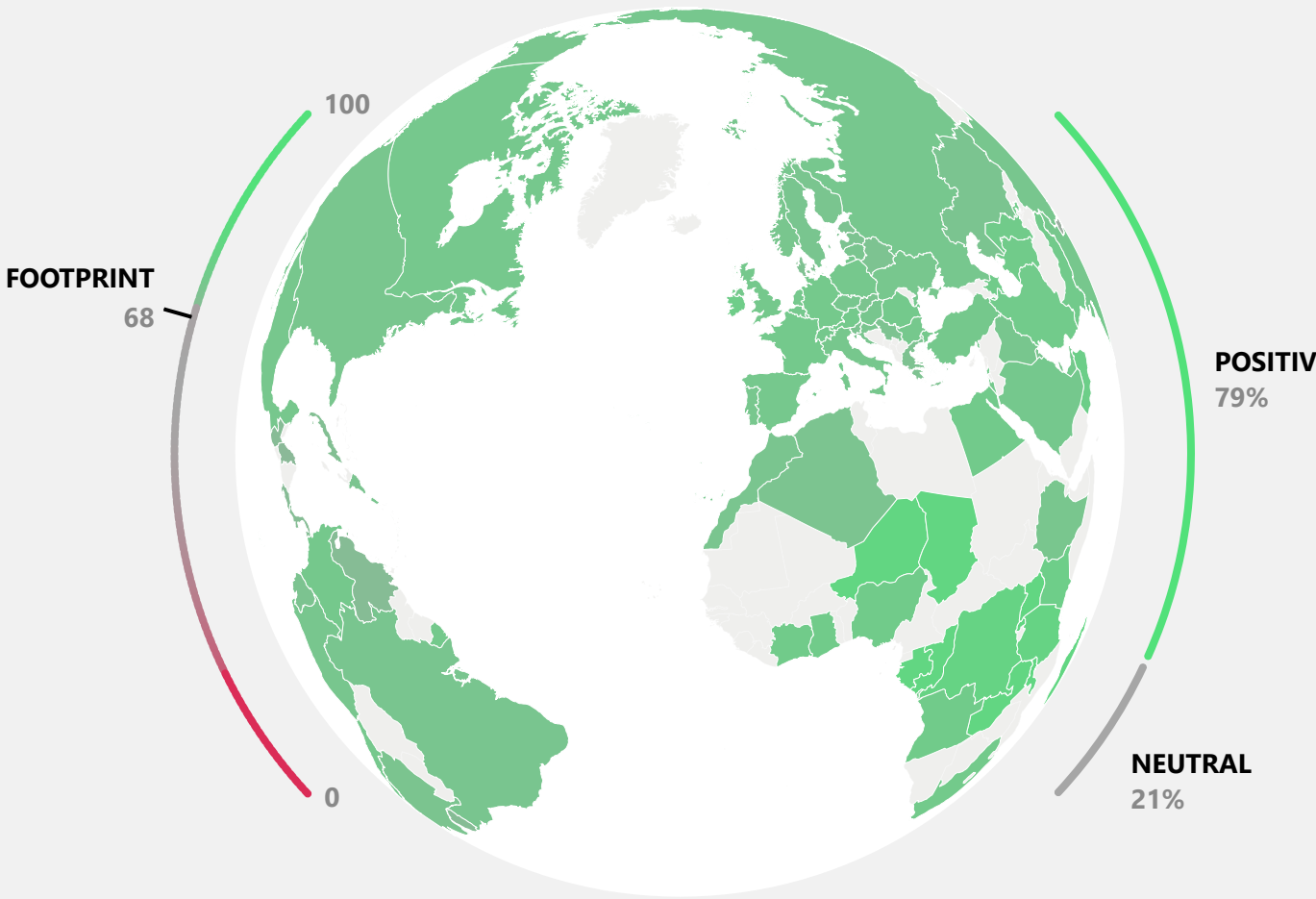


S&P 500 (USA)



Footprint

Distribution of the fund



Economy

63



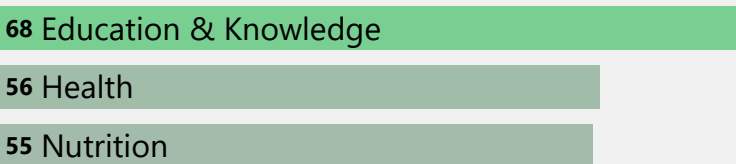
Environment

76



Society

56



Footprint-Score

The companies with the best Footprint score

1	Swiss Re AG	96
2	EssilorLuxottica SA	95
3	Sysmex Corporation	94
4	Redcare Pharmacy N.V.	94
5	Equinix, Inc.	89
6	Nextracker Inc. Class A	88
7	Schneider Electric SE	86
8	Palo Alto Networks, Inc.	85
9	First Solar, Inc.	85
10	Autodesk, Inc.	84

Megatrends

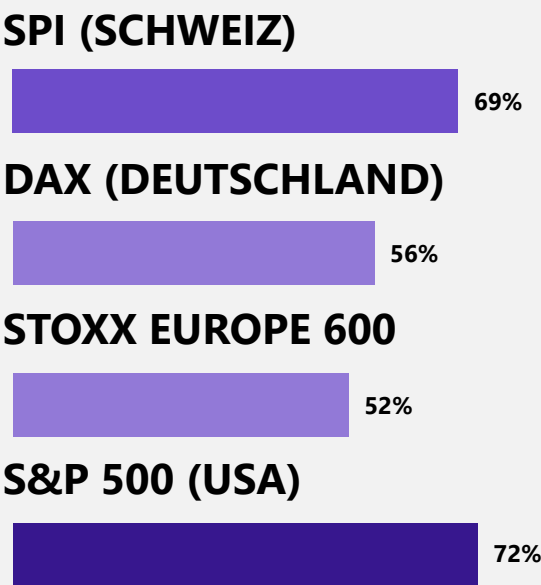
So many future themes are included in Globalance Zukunftbeweger Focused Fund



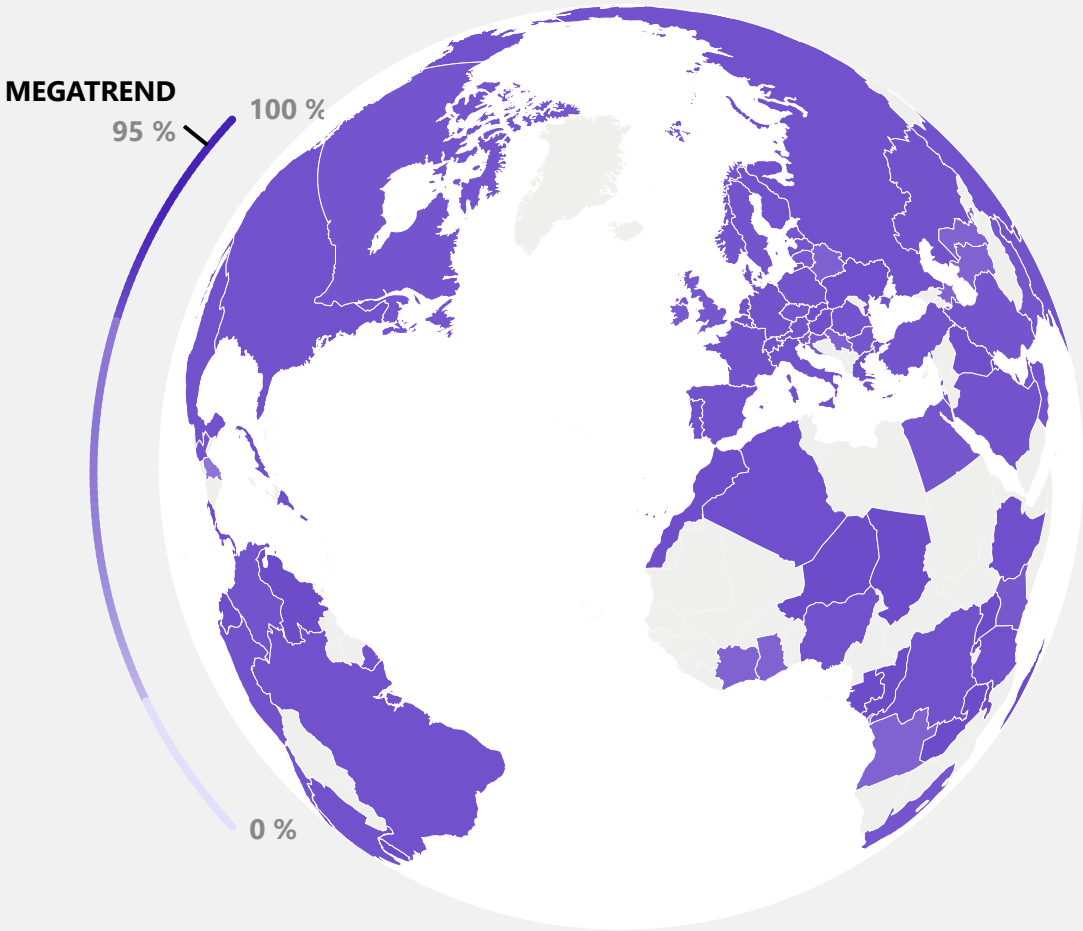
This portfolio is exceptionally well positioned in terms of Megatrends

The Globalance megatrend score shows the average share of the portfolio's revenue generated in one or more megatrends. For the calculation, the megatrend shares of the individual investments are capital-weighted and added together.

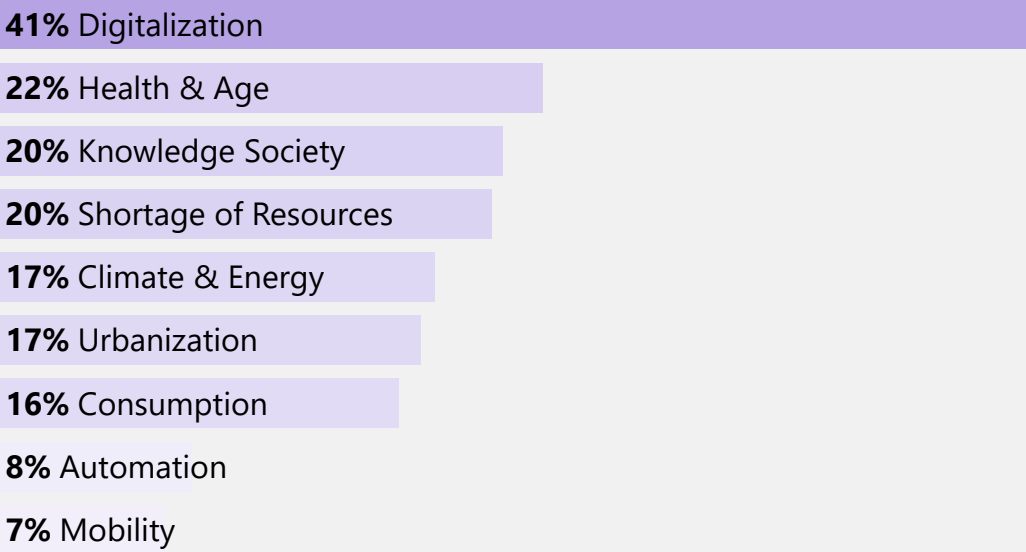
Megatrends



Megatrends



Megatrend 95%




Megatrend-Score

The companies with the best Megatrend score

1	MercadoLibre, Inc.
2	Prysmian S.p.A.
3	Hydro One Limited
4	Sprouts Farmers Market, Inc.
5	Cognizant Technology Solutions Corporation Class A
6	Uber Technologies, Inc.
7	Globant SA
8	Deckers Outdoor Corporation
9	adidas AG
10	Oscar Health, Inc. Class A

Weitere Informationen

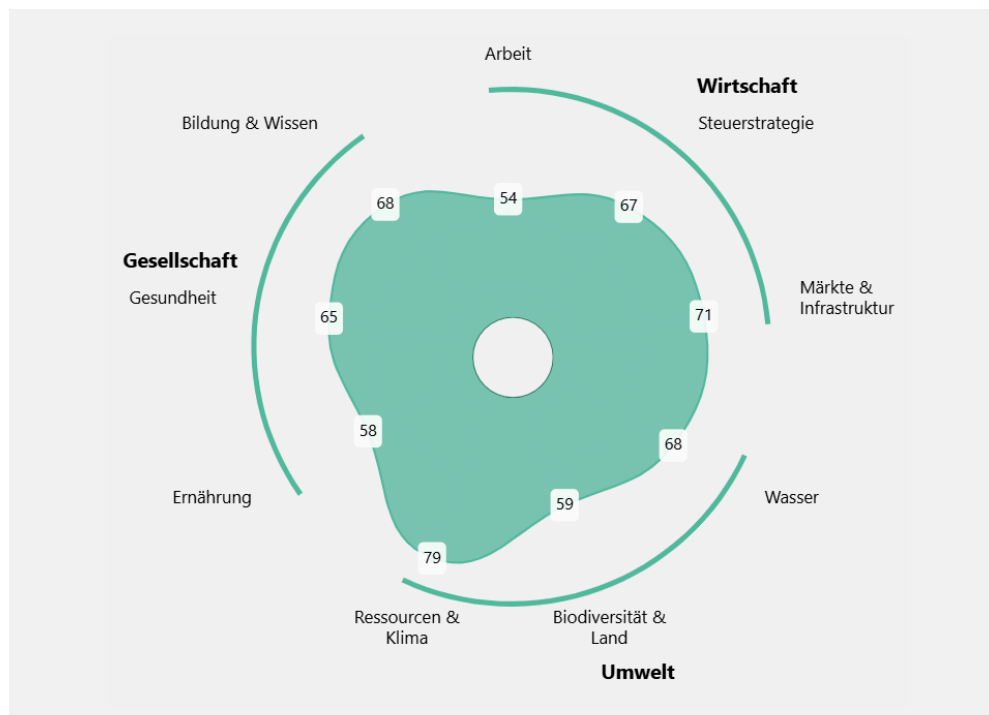
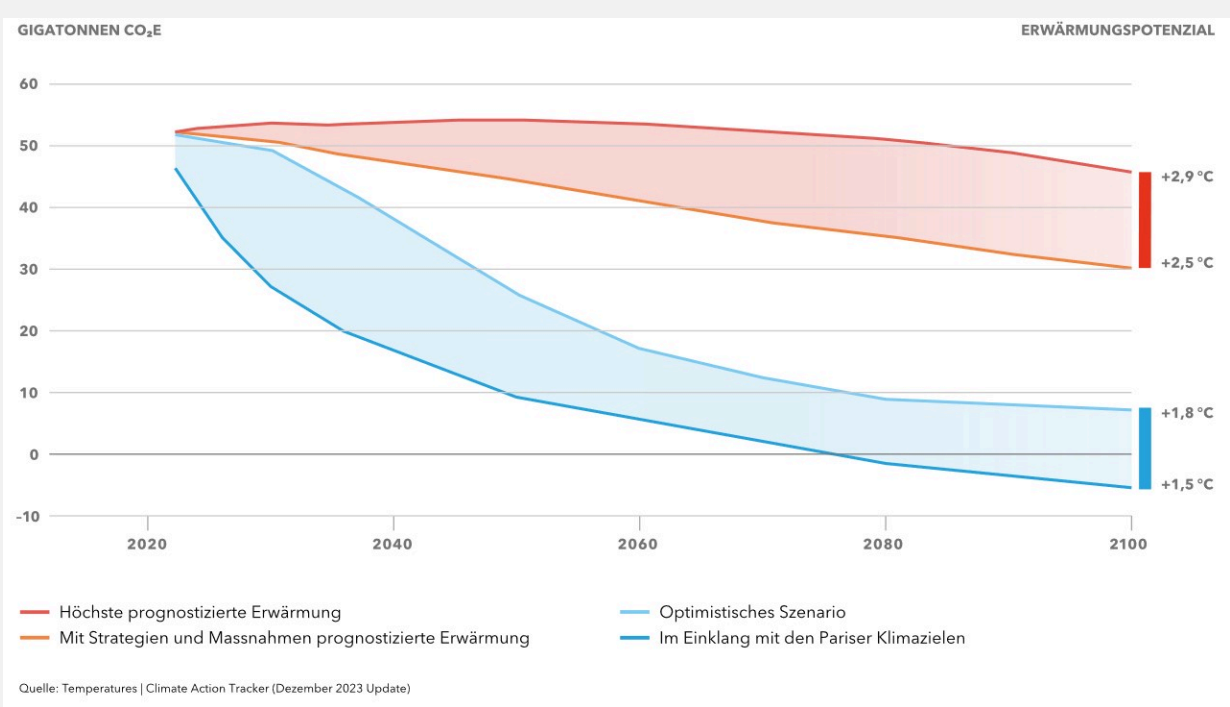


The effect of the portfolio

Increasing weather extremes, the melting of the polar ice caps and other consequences can be directly linked to global warming. The climate crisis has an impact on wealth and vice versa. The principles of sustainability are the foundations for a livable society and a healthy environment. Integrating sustainability into a portfolio increases the resilience and potential of assets.

The warming potential in a global context

To put the warming potential in perspective, we show the possible global emissions pathways to 2100 (chart). These were created by Climate Action Tracker and show different scenarios ranging from current political projections to short-term country pledges (until 2030) and long-term country pledges (until 2050).



Globalance Footprint

The Globalance Footprint shows what assets do in the world - in the areas of economy, society and environment. Whether shares, real estate or tangible assets: We make a systematic assessment of the impact of all investments. Our grid is simple and objective. A total of nine criteria represent sustainable foundations for prosperity, the future viability of society and the preservation of our natural life-support systems. The Footprint is positive if the value is greater than 54.

This document is exclusively for information purposes. It constitutes neither an invitation nor a recommendation to purchase, hold or sell financial instruments or banking services, and it does not release the recipient from the responsibility to exercise his own judgement. In particular, the recipient is advised to check the appropriateness of the information to his own circumstances as well as its legal, regulatory, fiscal and other consequences — ideally with the aid of an adviser. Historical performance data does not provide any guarantee of future trends. Investment in fund units is associated with risks, in particular of fluctuations in value and fluctuating returns. When surrendering fund units the investor may receive less money back than he originally invested. Foreign currencies also entail the risk of depreciation in relation to the investor's reference currency. The data and information contained in this publication has been compiled with the greatest of care by Globalance Bank AG. Nevertheless, Globalance Bank AG provides no guarantee of its correctness, completeness or reliability, nor any guarantee that it is up-to-date, and it accepts no liability for losses which may arise from the use of this information. This document may not be reproduced as a whole or in part without the written permission of the authors and Globalance Bank AG.